



High Desert Turning

www.nmwoodturners.org

One Year Membership: \$25 individual, \$30 family
Contact Mark Smith, 505-270-6316 or msmithabq@msn.com

The President's Turn

Greetings everyone...

Happy Thanksgiving to everyone! As we head into the end of 2020, I'd like to share a couple updates.

First, in our November all members meeting we held our nominations and election for our 2021 board of directors and committees. Three of our 2020 officers will continue through 2021 (President – Rick Judd, Vice-president – Jake Jacobson, and Secretary – Sally Breeden). Mark Smith has decided to hand over the Treasurer position (Mark thanks for doing such a great job!) to Tom Durgin. Tom will be reaching out as he takes up the role to remind folks that dues will be coming due soon.

Speaking of dues, you'll notice our website now has the ability for you to pay your dues online!

As for our December virtual demo, check it out – Glenn Lucas will be our professional demonstrator. Hope to see you!

And don't forget, we always welcome NEW MEMBERS to join New Mexico Woodturners. All that's needed is an interest in woodturning.

Stay well, stay safe, and don't miss Glenn's demo!

Rick Judd



Elected Officers, Directors & Committee Chairs

President:	Rick Judd	612-280-8300	Newsletter:	Scott Kershaw	406-274-2931
Vice President:	Jake Jacobson	505-417-2361	Photographer:	Woody Stone	828-808-7876
Treasurer:	Mark Smith	505-270-6316	Raffle Coordinator:	Dean Cross	575-644-8945
Secretary:	Sally Breeden	505-352-0159	Librarian:	Michael Andersen	575-209-0172
State Fair:	Bill Mantelli	505-298-2603	Equip/Workshops:	Scott Eckstein	505-270-0516
Membership:	Tom McLarty	505-298-3790	Green Wood-ABQ:	Bob Rocheleau	505-235-9002
Webmaster:	Dave Stein	505-266-0356	Green Wood Help:	Chuck Dowdy	505-249-9956
Lead Video:	Derek Roff	505-438-1820	Special Workshops	John Ellis	505-463-7750
AWA Liaison:	Shane Yost	505-980-9940	Logistics:	Don Roden	763-234-5780
Member-at-Large:	Ron Bahm	505-881-8845	Past President:	Hy Tran	505-844-5417

NMWT's Next Monthly Meeting

Regular meetings are...
9:30 A.M. to 12:30 P.M.

December Interactive Remote Demo:

The Lidded Bowl

with Glenn Lucas

This month Glenn Lucas will be demonstrating turning a lidded bowl – perfect timing if you are thinking of holiday gifts to turn.

Glenn's Lidded Bowl is really three projects in one – a closed form, a beaded bowl and a box. In this live woodturning demo Glenn will talk us through each step of making this piece. Many turners are using this lidded bowl for the Beads of Courage initiative.

Glenn Lucas has an international reputation for his proficiency at the lathe and his ability to pass on to students the skills and knowledge he has gained. He balances his production of classic bowls turned from native Irish wood (set up in 1995), with an extensive teaching program run from his Co. Carlow 'Woodturning Study Centre' (since 2005). In September 2020 he will move into a newly developed purpose-designed woodturning training center.

A frequent guest Demonstrator at overseas conferences, he also gives Turning Masterclasses at international arts and crafts schools, currently through Interactive Remote Demonstrations, remote tuition and virtual symposia.

FUTURE PROGRAMS/ACTIVITIES

Dec 5	<u>IRD: LIDDED BOWL WITH GLENN LUCAS</u> CHRISTMAS GIFT EXCHANGE POSTPONED
Jan 2	TO BE DETERMINED
Feb 6	TO BE DETERMINED
Mar 6	TO BE DETERMINED



Beads of Courage – NMWT's 2021 Challenge



Beads of Courage is the NMWT's Community Service Project. Beads of Courage, Inc. is a 501 (c) (3) tax exempt organization working in partnership with the American Association of Woodturners (AAW).

Our Beads of Courage Bowls are taken directly to UNMH Children's Cancer Facility here in Albuquerque for local patients. However, bowls can also be sent to a National collection point in Tucson, Arizona.

UNMH Children's Cancer Facility has been treating nearly one hundred seriously ill cancer youngsters each year. For each medical treatment a child receives, he or she gets a bead which they can then keep in their bowl, hence Beads of Courage Bowls. The children do receive a bag to put their beads in but a Beads of Courage Bowl is far more special and reflective of the hard work to beat cancer!



Elias is featured on BeadsOfCourage.org with his prized wood turned box

The Challenge: Each club member to take the time and heart to make at least one (1) [Beads of Courage Bowl](#) during 2021 starting January 1, 2021.

NMWT currently makes ~8 bowls a year & it would be great if we could increase that number exponentially.

Contact Scott Eckstein (505)270-0516, our NMWT Beads of Courage Chair, for more information, to purchase beads and to deliver your prized box/bowl.

Every "BoC" box submitted to the Instant Gallery will receive a half page photo below, or the Instant Gallery, to highlight challenge participants, their skills and their talents!

[Visit here to review the Beads of Courage Bead Bowl/Box Guidelines!!!](#)



More Beads of Courage



Turn a Bead of Courage box!!!

The size of the box, as a minimum, must be 6 inches wide by 5 inches deep. These boxes do not have to be round, they can also square. Of course, you can make them larger to allow the kiddos to put all their beads in a safe place.

Go to www.beadsofcourage.org to see for whom you will be making these boxes. Also, check out this story [“Beads of Courage” on CBS](#).

Don't forget to bring your boxes to the meetings (when we meet again) and put them into the instant gallery. Scott Eckstein is our official representative for the local hospitals, give him your box(es) for delivery to the hospitals.

Lidded box turned by Larry Linford

Mentors

Members are always welcome to contact the people on the mentor list for guidance to better turning ideas and techniques

Free to NMWT members; give a Mentor a call!



<u>Name</u>	<u>Phone</u>	<u>Description</u>
Bill Zerby Rio Rancho NM 528 & Southern	(505)263-6632	Basic spindle turning & tool sharpening
John Ellis Placitas	(505)463-7750	Basic turning, plates, tools & handles
Rick Judd East Mountain	(615)280-8300	Hollow forms, bowls, lidded boxes, burls, natural edge
Ron Phillips Rio Rancho Rivers Edge II	(505)553-6139	Beginning, basic and intermediate turning. Also, specialty tools, rests & steadies
Ralph Watts	(505)500-5859	Advanced turning, carving, coloring and finishing
Ron Bahm Albuquerque NE Heights	(505)881-8845	Pen turning and segmented work
Hy Tran Albuquerque Paseo/Ventura	(505)844-5417	Beginner and novice woodturning
Don Roden Albuquerque	(763)234-5780	Basics of spindles, bowls and the skew chisel
Mike Heiser Santa Fe	(505)388-4678	Beginning, basic and intermediate turning.
Jake Jacobson Cedar Crest	(505)417-2361	Spindles, kits(pens) hollow- forms, bowls, burls, natural edge and inlay
Larry Linford Albuquerque	(505)870-1601	Basket illusion turning and embellishment
Scott Kershaw Rio Rancho Cabezon	(406)274-2931	Beginning, basic and intermediate turning like spindles, bowls & spheres

November's Demo: Photographing Your Turnings



For November, we had the pleasure of hearing from accomplished photographer Woody Stone. Woody instructed us on how to capture our turnings to preserve the items that we have poured our time and energy into preparing for the day we may not be able to hold them again – for posterity's sake. Just like any task in woodturning, if you were to ask 10 woodturners how to photograph your work you would get 11 answers. However, Woody provided us with a high level overview of many factors that impact your photography. Woody first addressed a place to shoot by creating ideal conditions for the many other factors including light, shadows, depth of field, exposure time, proportions and more.

Build this Photobooth:

Materials:

- 6 pieces of ½" Sched 40 Side outlet 90 elbow ("corner")
- 2 pieces of ½" Sched 40 90 elbow
- 11 @ 36" long – ½" Sched 40 pipe
- 3 @ 36"x36" cloth panels (finished dimension)
- 1 @ 36" wide x 72" long blackout or shower curtain (finished dimension)

Instructions:

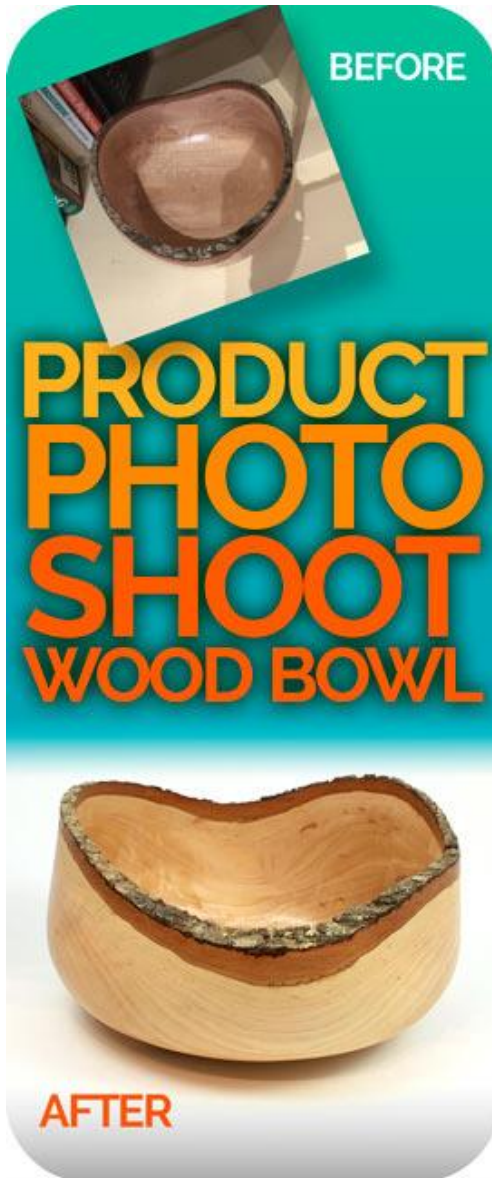
1. Sew three cloth panels approximately 36" by 36" with a through pocket on each end large enough to slide pipe into. A finished panel with 36"x36" will fit well and stay taut between pipes
2. Sew a backdrop using curtain material of choice so that it contains one through pocket to slide through.
3. Form two side assemblies of PVC pipe using 3 "corner" pieces and one elbow. Pieces should fit together snugly with friction for a take-down booth. Panels slide on vertically
4. Connect the two side assemblies with remaining 3 pipe pieces at the top front, top back and bottom back corners. Top panel slides onto horizontal right and left pipes.
5. Attach lighting of choice and drape background curtain so it has a pleasing curve. Background slide onto the horizontal pipe in the top back.



November's Demo: Photographing Your Turnings Cont'd

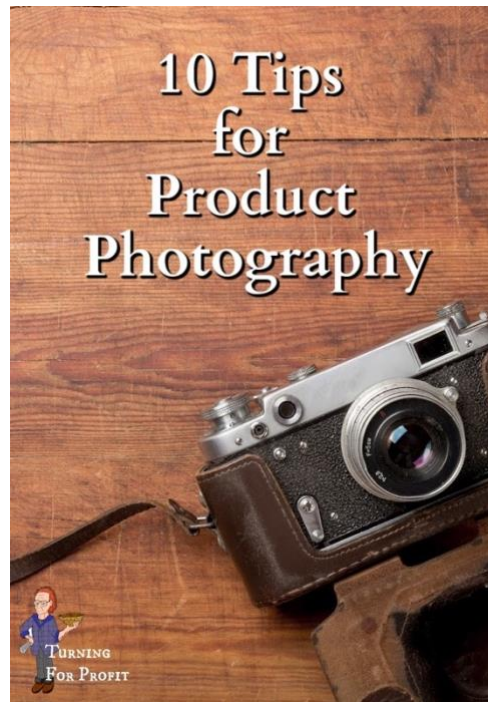
Woody referenced many camera settings, ways to approach lighting and how we edit the photos – too many to list here – to capture how our eyes see the piece. Below are a few links to well-documented articles describing how several turners approach photographing their work. Click the image or hyperlink to head to those resources Woody provided.

Kent at TurnAWoodBowl.com has a wonderful blog article that Woody cited a few times:



[Carl Ford](#), a studio woodturner and blogger, has an excellent write up of his Photo Studio from 2018. He makes excellent points about cameras, lighting, backgrounds, editing and use of space (in the photo and the shop).

Robin at TurningforProfit.com has a focus on maximizing profit with a woodturning hobby. He has 10 tips for product photography on his site.



John Lucas discussed light tents and adjustments in his article on TurningWood.com



Green Wood Available

The Green Wood Committee is always grabbing green wood in the community and keeping it out of the landfill. There are endless projects that can be done with green wood.

For more info on green wood tips and techniques,
[click here for this AAW Green Wood booklet.](#)

To get some green wood, contact Bob Rocheleau @ (505)235-9002 for pick up.
Here's what's up for grabs this month:

- MODESTO ASH & ELM – we need it gone to get more!!!
- MIMOSA



Silent Auction

Your contributions go to benefit the Red Hollenbach Scholarship Fund which is used to reduce the cost for members to attend professional demonstrator's hands-on sessions.

Please, while staying home, find nifty items or pieces of timber that can be auctioned at our next meeting to support the Scholarship Fun.

Ideas include rough turned bowls, gouges gathering dust, seasoned blanks or turning accessories.

At the right, Jerry Kermode coaches an attendee at a hands-on class



Women In Turning



Zoom chats are allowing us to check in with family, friends, and other woodworkers. The AAW Women in Turning committee recently started hosting “WiT Presents,” a Zoom session that highlights women woodturners and their achievements. Each session consists of the presentation of a woman woodturner’s work followed by a short question and answer session where you can learn more about the maker. As an AAW member you have access to these sessions. If you are not an AAW member, but would like more information on grants that the WiT committee offers for discounted memberships, please send me an email at kathyknorrfsf@gmail.com. Also, join WiT (open to all women turners) on Facebook’s private group “women in turning.” Your request will be accepted, as all are, once it has been vetted. It is a great place to share ideas, ask questions and to learn!



Creating a Virtual WiT Community | While in-person meetings are the most ideal way to communicate with each other, the difficult times we are experiencing have really forced us to reconsider what it means to stay connected.



Above: WiT member & professional demonstrator, Sally Ault

For Zoom chat, Kathy would love to host WiT chats with a show and tell and get to know each other across our state and region. We can have guest speakers who talk about their path in turning and share ideas for marketing, turning, tools and equipment. Email kathyknorrfsf@gmail.com if you are interested and provide some monthly times that would be good for your schedule.

Women in Turning strives to stay active and to reach out to the community. Virtual club meetings help to keep the spirit and enthusiasm of woodturning alive. You and every woman woodturner are part of a broader artistic movement just like artists such as Van Gogh, Andy Warhol, Sonja Delaunay, and Georgia O’Keeffe. We grow as artists through community and being a part of something greater. Helping each other in our work can take different forms: sharing tips, encouragement, tools, best practices, successes, and yes, failures. With your help we can do this for each other and grow stronger. Some members of the woodturning community may be struggling to access the tools they need. One way we can help each other is by reaching out and loaning the tools, wood, and encouragement to continue their passion. We can also have check-ins with other members to see what they are creating in their shops, i.e. a show and tell. Community has always been important in woodturning and is even more so in these trying times.

Regional Representative Kathy Knorr (pictured bottom left) is a member of WiT, AAW, The Enchanted Woodturners in Santa Fe and the New Mexico Woodturners in Albuquerque.

****Membership Renewal – Now Online!****

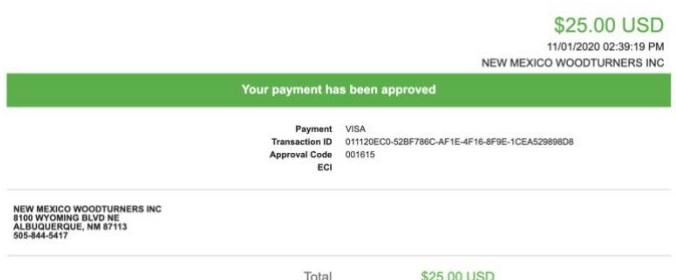
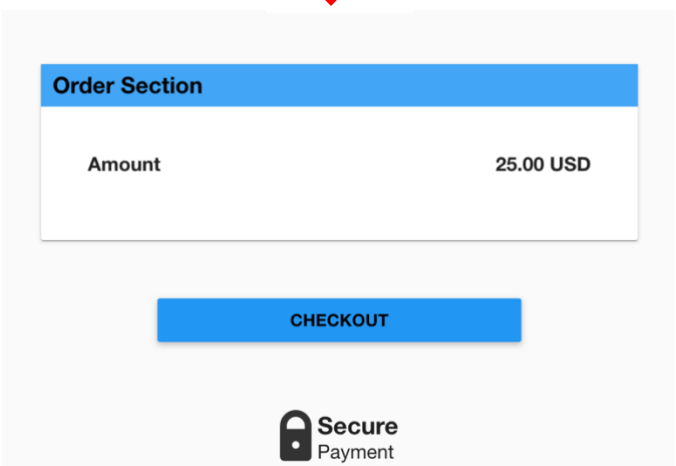
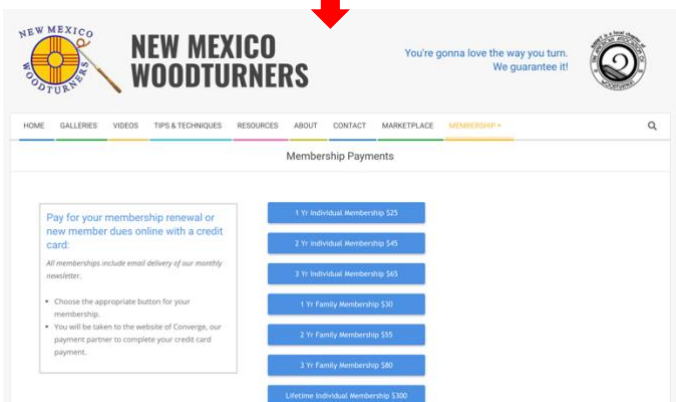
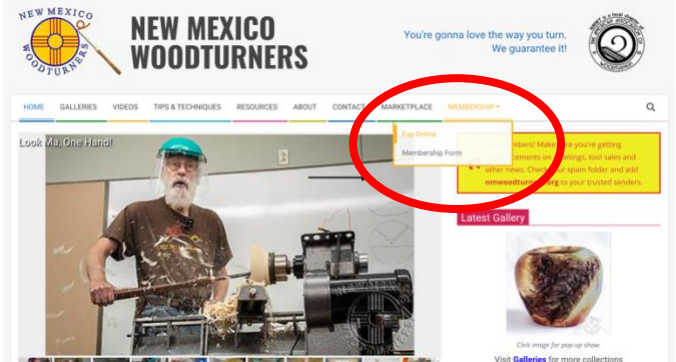
Web-Based Credit Card Dues Payment Now Available

Most of our NMWT memberships are currently set up on a calendar year basis with expirations at the end of December. So now is the time to start renewing memberships for 2021 and beyond for those who need to (your current membership expiration date should be listed on your membership card).

We are very pleased to announce that you can now pay your membership dues with a credit card on the NMWT website at <https://www.nmwoodturners.org/>. To access online dues payment, simply go to the new “Membership” tab near the top of the homepage and select “Pay Online” from the drop-down menu. This will take you to a secure website managed by Converge, our credit card service provider. There you will find a series of “Buy Buttons” that are clearly labeled with each membership dues option (i.e. 1 Yr Individual Membership \$25, 2 Yr Family Membership \$55, etc.) Simply select the dues option that you want and then hit the “Checkout” button. You will need to fill in all of the contact information on the payment processing page so that the Treasurer can confirm that our membership records are up to date and also so that he can send your new membership card by regular mail. Also, due to some reporting limitations of the Converge website, you will need to once again select the dues option you want from the drop-down menu labeled “Items Purchased”. Fill in your credit card information and hit the “Submit Payment” button to complete the transaction. You should receive an “Order Confirmation” with full details of your purchase by e-mail, and the Treasurer with mail your membership card to you. That’s all there is to it!

You can, of course, still mail a check along with current contact and e-mail information to our Treasurer, Mark Smith at 709 Vista Abajo Dr. NE, Albuquerque, NM 87123. The easy way to do that is to go to that same new “Membership” tab on the NMWT homepage and select “Membership Form” from the drop-down menu. Fill in the form (PLEASE PRINT CLEARLY) and mail it to Mark with your check. Should you have any issues or questions regarding the new Credit Card payment system or if you are not sure if your membership expires at the end of 2020, feel free to call Mark at 505-270-6316 or e-mail him at mfsmithabq@msn.com.

Mark will also start sending out reminder e-mails to those whose memberships expire in December within the next couple of weeks. We hope that the new dues payment option encourages members to renew soon as the club has operated in the red for most of this year due to COVID and the resulting loss of normal revenue streams such as raffles, silent auctions, etc. It is also easier on the Treasurer if the membership renewals are spread out a bit rather than everyone waiting until the last minute to renew.



November “Instant” Photo Gallery

Turnings shared via news@nmwoodturners.org & virtual meetings in June



Lidded maple box by Derek Roff



Square maple bowl by Woody Stone



Lidded madrone burl bowl by Greg Fryeweaver



Natural edge Russian olive bowl by Greg Fryeweaver



Padauk platter by Woody Stone



Natural edge mulberry bowl by Greg Fryeweaver

Instant Photo Gallery Cont'd



Live edge Siberian elm bowl by Woody Stone



Live edge mulberry bowl by Greg Freyweaver



Ambrosia maple bowl by Woody Stone



Red elm platter by Woody Stone




Box elder and big leaf maple burl lighthouse with lighted powerline insulator by Scott Kershaw

NMWT on Social Media



Did you know that the New Mexico Woodturners are on Facebook and YouTube?



Tom Durgin, a NMWT member, is an active participant on the NMWT Facebook group and he often stuns us with these basket illusion pieces and mixed timber finial boxes. Above is a recent posting of Tom's that's breathtaking!

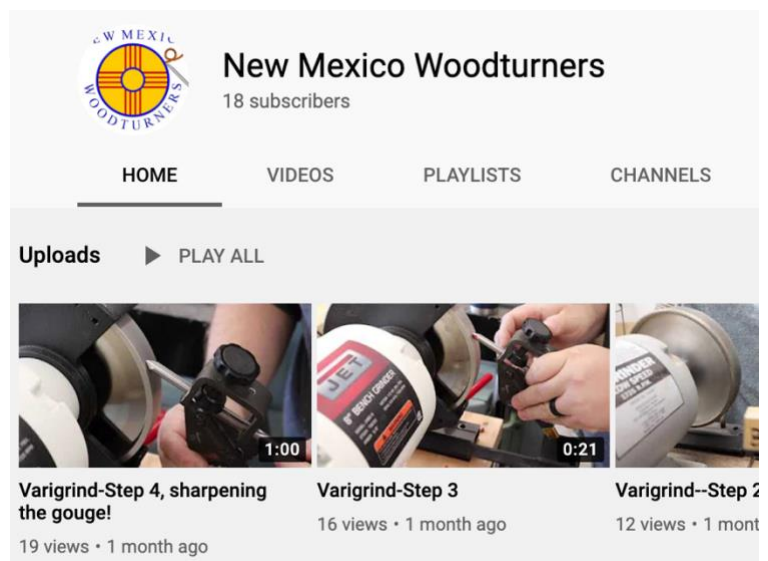
Additionally, the NMWTs are branching out into the world of YouTube. Our first few videos are snippets from a mid-month virtual social gathering where sharpening was shared.

Please join the Facebook group, subscribe to the YouTube channel and watch us grow turning!

Various members of the NMWTs moderate the social media accounts and promote the craft and our club actively on these outlets.

Facebook is just one way to share your work. However, it's also a great platform to ask questions, request constructive criticism and rub shoulders with other turners.

A number of the Facebook group members are not NMWT members and that's okay! However, by our NMWT membership being active on social media we can also share the benefits of club membership, promote club activities and foster relationships with turners around the globe.




NMWT's Marketplace

Anchorseal (green wood sealer) - \$20/gal:

For sale to NMWT club members are one-gallon jugs of Anchorseal. These are available for pick up at Albuquerque Exotic Woods (AEW). Make check payable to NMWT and mail to club address OR drop check off at AEW.

Please present your NMWT membership card upon pick up.



NMWT Stickers - \$2 each/2 for \$3

For sale to NMWT club members is this NMWT stickers. Both are waterproof. This is a 3" circle containing a larger club logo. Make check payable to NMWT and mail to club address then email Scott Kershaw at news@nmwoodturners.org with the style, number and your mailing address. Also available for pickup.



Harvey Turbo T-40 Lathe - \$1800:

Used but treated very well. Runs on 220V and is extremely quiet with servo motor drive. 14" swing and 24" between centers with 1-1/4"x8 spindle and rotating headstock. Heavy cast iron legs included and custom box with sand for ballast. Please come see and take it for a spin.

Contact Scott by phone or text at (406)274-2931



Oneway Bowl Gouge - \$75

For sale a Oneway 5/8" double-end bowl gouge. Never used. Craft Supplies USA cost \$120.95 new. Will sell for \$75. No handle included.

Call Ron Bahm at (505)881-8845

Men's NMWT Shirt - \$5

Men's medium denim NMWT short sleeve shirt with logo. Hardly worn - \$5.00

Call Ron Bahm at (505)881-8845

Woodworking & Turning Books - FREE

Five (5) file boxes of books from Tom Rader (2 boxes Fine Woodworking, 2 boxes Shop Notes & Woodsmith, 1 box American Woodturner, and 1 box of hard back and soft back books).

All FREE and cannot store much longer!!!

Call Ron Bahm at (505)881-8845

Heavy, metal tool stand - FREE

This was Mr. Greenwood's heavy grinder stand (that I believe he made or had made). It has roller wheels on one side and is very sturdy with adjustable feet. Would really like it to go to a good home since I have no room for it.

Contact Scott by phone or text at (406)274-2931



Your advertisement here:

Members of NMWT may, at no cost, post "for sale," "for trade," "wanted" or "free" ads in the NMWT newsletter and on the NMWT website marketplace.

To request an ad, please send item photo(s) and contact info to sale@nmwoodturners.org

The ad will run for a 30-day period unless an extension is requested.



NMWT's Logo Apparel

Prices for NMWT Cap, Shirts & Smock

Caps (Baseball)	\$15.00
Long Sleeve Denim Shirt	\$30.00
Short Sleeve Denim Shirt	\$30.00
Short Sleeve Snap Shirt	\$30.00
Polo (golf) Shirt w/ pocket	\$30.00
T-Shirt V-Neck	\$20.00
Smocks	\$50.00

- Items include embroidered NMWT logo
- Names embroidered on shirts are additional \$5.00
- Sizes XXL, 3XL, 4XL and up are an additional \$3.00
- Contact: Ivan Blomgren at (505)615-5096



Get order forms at club meetings from Ivan Blomgren or download from the website and turn in the completed order form(s) to Ivan with payment. *Orders are submitted on a quarterly basis and can be placed with Ivan up through the middle meeting of each quarter.*

Full payment for an order will need to be submitted with each order form before it can be processed! Order placement cut off dates for each quarter will be as follows:

ORDERS DUE TO IVAN
in February!!!

Quarter	Months	Order Meeting	Delivery Meeting
1st	Jan - Mar	February	March
2nd	Apr - Jun	May	June
3rd	Jul - Sept	August	September
4th	Oct - Dec	November	December

Membership Dues

Membership details & cost:

- A single membership is \$25 for one year, \$45 for two years and \$65 for three years
- A family membership is \$30 for one year, \$55 for two years and \$80 for three years

Please see treasurer, Mark Smith, at the meeting to sign up or renew. Also, you can mail your check directly to Mark.

Make checks payable to NMWT and send to:
New Mexico Woodturners
8100-M4 Wyoming Blvd. NE, #188
Albuquerque, NM 87113

Newsletter Details

If you have any tips, news, marketplace items or a newsletter entry, please send it to news@nmwoodturners.org, with photos as attachments, for publication in a future newsletter.

Also, you may communicate via the
New Mexico Woodturners
Facebook page



****Must be received by the last Saturday of the month to make the most current newsletter****

NMWT Library

DVD Rental: A good selection of educational DVDs are available for check out during club meetings.

Please use and return DVD's in one month if possible and donate \$1.00 for each DVD checked out to help with expenses. If you encounter any problems with DVD's, please notify Michael of those problems.

Lumber & Milling Services

Doug Malmstrom 505-907-3015
Custom milling of your lumber or ours!

If you know of other, reputable lumber or milling services, please email news@nmwoodturners.org

Member Estate/Shop/Tool Sales Notice

About 5 or 6 of us have organized tool sales for shop tool reductions or helping spouses sell the tools that a deceased member had acquired. *We have done this for about a dozen situations and have noticed a definite decrease in interest and purchases.* We price items at 50% of retail if tool is in good shape and less if tool shows a lot of use. **This notice is to inform, ESPECIALLY NEW WOODTURNERS, that you are missing out on some real bargains on power tools, hand tools and wood.** Most wood workers value their tools and take good care of them and, as such, are of good value to pass on to the buyer. These sales are also often a great source of high quality turning blanks. *We give sellers a free service AND give them real hope that our members will clean their space of tools.* These sales are especially a real good opportunity for NEW WOODTURNERS to fill out their shop and we HIGHLY encourage all members to pay close attention to these sales. Undoubtedly more will happen.

Sincerely yours,
“The estate sales team”

Editor's Catch

How many of you feel like you *NEED* to escape your current situation? Do you feel like you are, or in reality are, unable to live and like the life you did before COVID-19? You may agree or disagree with my actions in the following snippet, and that is our wonderful right in this marvelous country, but I hope you'll indulge me briefly. It was all done for woodturning (and sanity)!!!

L to R: Jason Hymas, Scott Cherry, Kirk DeHeer & Scott Kershaw



Most of you may not know what I do for work. I have kept it fairly quiet, even more so this year, that I am a healthcare provider in a busy intensive care unit here in central New Mexico. Side note: over 50% of our almost 200 inpatients are “positive” as of typing this. Since March we have lived a strange life – almost a double life – where one life is all work and icky germs and the other life is away from work doing all we can to avoid germs but trying to be normal and blend in. It’s been quite unique and my “therapy” of woodturning has never been more important.

You see, and you are free to agree or not, I am extremely unlikely to catch the current disease that plagues our nation and world *while at work*. We don personal protective equipment (PPE) from head to toe, wash or alcohol our hands, do our cares and tasks, doff our PPE, wash and alcohol our hands and move on to the next patient never removing our face protection (there’s a turning lesson in there). I am extremely confident that my colleagues and fellow team members put my safety, our patient’s safety and their individual safety as the top priority when caring for the vulnerable folks for whom we are working. In my neck of the healthcare woods, I do not see the success stories – my patients are the small percentage you see or read about – they are the fathers, mothers, daughters, sons, grandpas, grandmas who succumb to this pandemic. Long story short: it’s exhausting and I am tuckered out but we press on because we love our patients and our work!

Earlier in November I was really worn out. Patience worn thin. Time for my “therapy” worn thinner. Desire and motivation to feed my soul was Bible-paper or gold-leaf thin. Something had to happen. Well, I escaped! I solitarily drove to Provo, Utah, and took a 3-day Woodturning 201 class with Scott Cherry and Kirk DeHeer at the Dale L. Nish School of Woodturning where class size was reduced and spaced out. I met my best friend, a fellow caregiver needing escape, and we enjoyed a wonderful 3 days with each other and old friends making shavings fly all while maintaining our face protection. There we found our burdens lifted. Making shavings, we peeled away (with the grain) stress and angst. Sharpening gouges, we ground away worry, tension and other people’s steel (haha). We needed it and we went after it. Were we at risk? Darn right we were! But you can bet we continued to protect ourselves, and protect others, because of what we’ve seen. Despite the risk versus benefit, we had to find a source of joy amongst the despair. And that we did! However, we did it responsibly and respectfully. I hope that you have not waited as long as I did to feed the soul. And, if woodturning is soul food, Go EAT (wearing face protection)!!!

Discount & Rebate Partners



www.albuquerqueexoticwoods.com

(505) 299-6945

NMWT members can get a 10% discount upon presenting a current membership card. Military and first responders also get a 10% discount.



(505) 924-2270

NMWT members receive Wholesale Prices. Rugby's has hardwoods, Thermofused Melamine, plywood, veneers, and furniture grade pine.

**Woodworker's
Supply[®]**

Since 1972

"Where the experts buy their tools"

www.woodworker.com

Meeting Day Specials will be announced at the monthly meeting and remain in effect through the following Monday.



CRAFT SUPPLIES USA
THE WOODTURNERS CATALOG

www.woodturnerscatalog.com

CSUSA offers a discount to members on large orders and has a club support program. Visit the web site or phone Kathy Lawrence at 1-800-551-8876

Penn State Industries

www.pennstateind.com

Register as a member of New Mexico Woodturner at Penn State Industries and automatically get 10% off (in addition to most other promos) your entire order !!! Yes! In effect, you will be doubling dipping on the discounts!!!

Register by sending an email to hy.d.tran@gmail.com with the name, address and email to which your Penn State catalogs are sent. Once you're registered, you'll automatically get 10% off every time you shop online (not applicable to phone or mail orders).



**Building Materials and
Construction Services**

www.buildwithbmc.com

(505)823-2200

NMWT members receive Wholesale Prices



**8100-M4 Wyoming Blvd. NE, #188
Albuquerque, NM 87113**
