



High Desert Turning

www.nmwoodturners.org

One Year Membership: \$25 individual, \$30 family
Additional Contact Info Below – Membership Info Within Newsletter

The President's Turn



SPRING HAS SPRUNG & NM WOOD TURNERS IS GOING STRONG!

Can you believe it's been a year that we've been in our virtual world of demos? We're going strong and will continue to deliver the best virtual content we can. And the way things are progressing, here's hoping we'll be back in person soon as well!

Challenge to all of you... long time member Ray Berry had a great suggest that we're picking up this month. Pens for the Military. We used to do this as an in person event, but we're not there yet, so... we're throwing this challenge out for each of you to turn ten pens that we will then bundle up and send overseas to active duty individuals. Simple is best, so something like the Slimline models. If you have the wood and kits and can donate great, get turning! If you need materials the club is going to work to make that happen! More on this will go out through email, or feel free to reach out to any of the board members and we'll help.

We love to hear feedback and suggestions!

Don't forget, we always welcome NEW MEMBERS to join New Mexico Woodturners. All that's needed is an interest in woodturning.

Stay well, stay safe, and see you at one of our demos or social events.

-Rick Judd

Elected Officers, Directors & Committee Chairs

President:	Rick Judd	612-280-8300	Newsletter:	Scott Kershaw	406-274-2931
Vice President:	Jake Jacobson	505-417-2361	Photographer:	Woody Stone	828-808-7876
Treasurer:	Tom Durgin	505-688-1369	Raffle Coordinator:	Dean Cross	575-644-8945
Secretary:	Sally Breeden	505-352-0159	Librarian:	Michael Andersen	575-209-0172
State Fair:	Bill Mantelli	505-298-2603	Equip/Workshops:	Scott Eckstein	505-270-0516
Membership:	Tom McLarty	505-298-3790	Green Wood-ABQ:	HELP WANTED	
Webmaster:	Dave Stein	505-266-0356	Green Wood Help:	HELP WANTED	
Lead Video:	Derek Roff	505-438-1820	Special Workshops	John Ellis	505-463-7750
AWA Liaison:	Shane Yost	505-980-9940	Logistics:	Don Roden	763-234-5780
Member-at-Large:	Ron Bahm	505-881-8845	Past President:	Hy Tran	505-844-5417

NMWT's Next Monthly Meeting

Regular meetings are...
10:00 A.M. to 12:30 P.M.

April's Demo:

Multi-axis Turning w/ Don Roden

Our April presentation will be eccentric, or multi-axis, turning with Don Roden. Offset, eccentric or multi-axis turning is changing the axis of the wood to start a new presentation of the tool to the wood. It can be done between centers, as in spindles, or using jigs to make some VERY interesting shapes. Don is going to spend some time demonstrating the basics. Additionally, Don will demo some jigs, both homemade and purchased, to create different shapes.



FUTURE PROGRAMS/ACTIVITIES	
Apr 3	MULTI-AXIS WOODTURNING
Apr 17	VIRTUAL SOCIAL GATHERING
May 1	TBD
June 5	TBD
July 3	TBD



Beads of Courage – NMWT's 2021 Challenge



Beads of Courage is the NMWT's Community Service Project. Beads of Courage, Inc. is a 501 (c) (3) tax exempt organization working in partnership with the American Association of Woodturners (AAW).

Our Beads of Courage Bowls are taken directly to UNMH Children's Cancer Facility here in Albuquerque for local patients. However, bowls can also be sent to a National collection point in Tucson, Arizona.

UNMH Children's Cancer Facility has been treating nearly one hundred seriously ill cancer youngsters each year. For each medical treatment a child receives, he or she gets a bead which they can then keep in their bowl, hence Beads of Courage Bowls. The children do receive a bag to put their beads in but a Beads of Courage Bowl is far more special and reflective of the hard work to beat cancer!



Elias is featured on BeadsOfCourage.org with his prized wood turned box

The Challenge: Each club member to take the time and heart to make at least one Beads of Courage Box during 2021.

NMWT currently makes ~8 bowls a year & it would be great if we could increase that number exponentially.

Contact Scott Eckstein (505)270-0516, our NMWT Beads of Courage Chair, for more information, to purchase beads and to deliver your prized box/bowl.

Every "BoC" box submitted to the Instant Gallery will receive a half page photo below, or the Instant Gallery, to highlight challenge participants, their skills and their talents!

[Visit here to review the Beads of Courage Bead Bowl/Box Guidelines!!!](#)



March's Featured Beads of Courage Box



For March's instant gallery, Larry Linford featured this stunning segmented BoC box. Can you believe that this was sitting on the shelf from years ago just collecting dust? Well, it was! Now, Larry pulled it off the shelf and tended to some Larry-perceived imperfections. With some passion and elbow grease, Larry turned out this marvelous piece for some very deserving kiddo out there in New Mexico. Absolutely wonderful work, Larry!



WANTED: Green Wood Committee Chair

Green wood is a major incentive of club membership! Having access to green wood is often priceless for many of us, too. The New Mexico Woodturners needs a new chairperson for the Green Wood Committee. The position is ideally filled by a member who has space to keep bolts and logs of timber as well as a truck or trailer for transporting wood from donors and to meetings. If you are interested, please contact Rick Judd or Jake Jacobson.

Silent Auction

Your contributions go to benefit the Red Hollenbach Scholarship Fund which is used to reduce the cost for members to attend professional demonstrator's hands-on sessions.

Please, while staying home, find nifty items or pieces of timber that can be auctioned at our next meeting to support the Scholarship Fun.

Ideas include rough turned bowls, gouges gathering dust, seasoned blanks or turning accessories.



Mentors


Members are always welcome to contact the people on the mentor list for guidance to better turning ideas and techniques

Free to NMWT members; give a Mentor a call!



<u>Name</u>	<u>Phone</u>	<u>Description</u>
Bill Zerby Rio Rancho NM 528 & Southern	(505)263-6632	Basic spindle turning & tool sharpening
John Ellis Placitas	(505)463-7750	Basic turning, plates, tools & handles
Rick Judd East Mountain	(615)280-8300	Hollow forms, bowls, lidded boxes, burls, natural edge
Ron Phillips Rio Rancho Rivers Edge II	(505)553-6139	Beginning, basic and intermediate turning. Also, specialty tools, rests & steadies
Ralph Watts	(505)500-5859	Advanced turning, carving, coloring and finishing
Ron Bahm Albuquerque NE Heights	(505)881-8845	Pen turning and segmented work
Hy Tran Albuquerque Paseo/Ventura	(505)844-5417	Beginner and novice woodturning
Don Roden Albuquerque	(763)234-5780	Basics of spindles, bowls and the skew chisel
Mike Heiser Santa Fe	(505)388-4678	Beginning, basic and intermediate turning.
Jake Jacobson Cedar Crest	(505)417-2361	Spindles, kits(pens) hollow- forms, bowls, burls, natural edge and inlay
Larry Linford Albuquerque	(505)870-1601	Basket illusion turning and embellishment
Scott Kershaw Rio Rancho Cabezon	(406)274-2931	Beginning, basic and intermediate turning like spindles, bowls & spheres

March's Demo: Goblets & Inlays w/ Phil Weaver



March's demo featured Phil Weaver sharing his very experienced approach to turning goblets. Phil began by offering us some of his background and time turning. Along the way he gravitated to drinking vessels like goblets, tulip chalices, tankard mugs and more. He also shared that he always turns two of the same design when possible. This serves several purposes for Phil. First, he can make a story stick to mark out the dimensions of every detail – more about story sticks in the coming pages. Next, when only turning one and it's then given away or sold the creator loses the opportunity to replicate that form or fine tune it. Finally, it hones the turner's skill by improving technique and establishing muscle memory for the details involved. There are likely other benefits to turning multiples yet not a batch.

After roughing his piece to round and establishing a precise and robust tenon, he chucks the piece and does refining cuts with a roughing gouge skewed slightly for a slicing cut that yields a finish unlikely to need sanding. Phil also makes a slicing cut across the end grain to clean up the top surface of the goblet (see photo below).



Above at right: One of Phil's tulip chalice, or stemmed pilsner, pieces in walnut with a hint of inlay at the base. Walnut is one of Phil's favorite woods to turn drinking vessels.

****Note: some photos are poor quality due to screen shots of Zoom's limited resolution****

March's Demo: Goblets & Inlays Cont'd



Something unique to many of us, although not lost on bowl turners, is that Phil will “core” a portion of the cup out of the goblet carefully with a parting tool. Of note, the tool does not reach center often and the “core” can be twisted free and removed. This can save an efficient turner some time hollowing and or give the turner a piece that can be used in another application. Note the parting tool approach at left.

Using Phil's story stick, he marks out the depth of the cup on a drilling tool. This drilling/boring tool is a handled tool that Phil has used for many years. It's akin to the tip of a masonry drill bit but much wider and without flutes. One advantage to the tool that Phil shares is the self-clearing nature so chips are not bogging down the cut. Below photo show the drilling procedure's result.




****Note: some photos are poor quality due to screen shots of Zoom's limited resolution****

March's Demo: Goblets & Inlays Cont'd

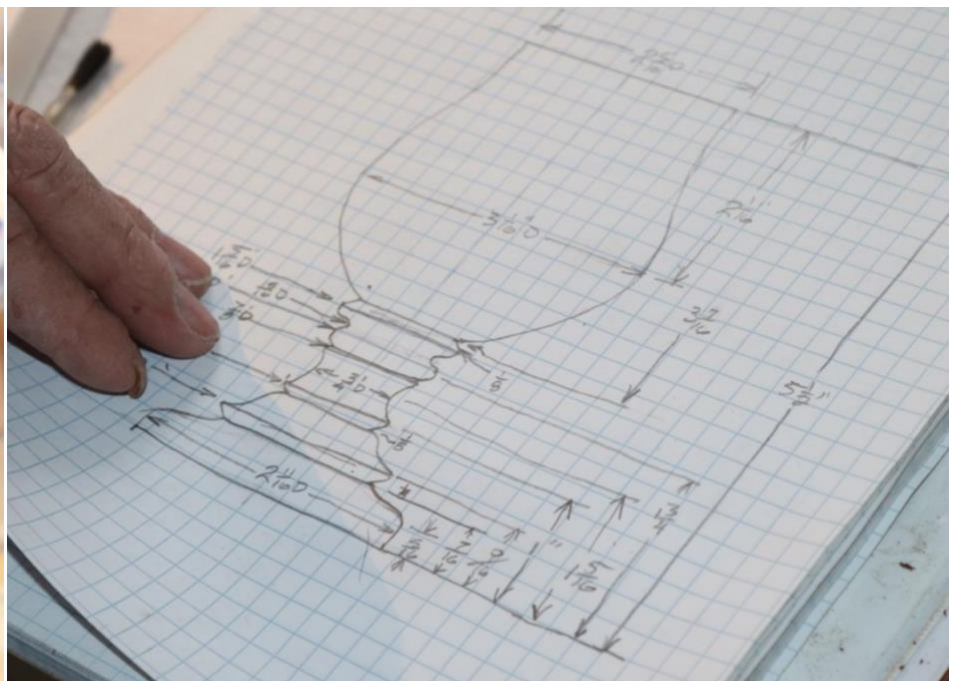


Using a spindle gouge and round side cutting scraper to refine the inside of the cup. Phil places his left hand lightly on the cusp to reduce vibration when the walls get thin.


Below, Phil turns the stem and base of the goblet. He first ensures, using the story stick, that his combination of coves and beads are in the right location. He also establishes the base using a parting tool.



Bottom left is the figured walnut goblet Phil turned during the demo. At bottom right is an example on one of Phil's detailed drawings that he uses to make his story stick and repeat designs that are pleasing.



March's Demo: Goblets & Inlays Cont'd



We then turned our attention to embellishing the goblet with inlay. Phil prefers to trace out his inlay pattern on paper then use a wax free, colored transfer paper to get the design on to the piece. Then using a small, detail vee palm gouge, Phil cuts the pattern out carefully. Once the design is carved, the piece is coated with several coats of a grain sealing finish. This will greatly prevent headaches when cyanoacrylate (CA) glue is used to set the inlay. Here, we have seen Phil use a finely crushed stone inlay and set it in place with a medium CA glue. The CA glue is manipulated by small strips of popsicle stick to coerce the glue.



Once the glue is dried (NOT using activator), the stone can be filed off to eliminate high spots before sanding.

March's Demo: Goblets & Inlays Cont'd



Some of Phil's exceptional pieces of work consisting of detailed stems, segmenting, inlay and meticulous finishing.

A few notes from Phil regarding:

Finishing

- General Finishes "salad bowl finish" outside, use stop loss bags to store, sample bottles for small amounts
- Epoxy inside: System 3, silvertip. Other types from System 3 include mirror coat and clear coat.
- Mix carefully using exact ratios in directions. Use (disposable) syringes to measure.
- Polish wet sand, 600-2000

Inlays:

- Minerals, almost endless selections. Metals, incl. silver leaf & silver paint
- Gluing--CA, thin & medium; don't activate. Use carved popsicle sticks as applicators. Finish w/ preferably 2 coats of salad bowl finish before carving & inlaying so you don't get CA stains on the wood
- Use blue transfer paper to transfer pattern (black doesn't show up well on dark wood)
- Palm carving tools--veiners and v-tool carving tools
- Filing & sanding the inlay flat to the surface of the wood



Women In Turning



Women in Turning

Regional Representative Kathy Knorr (pictured) is a member of WIT, AAW, The Enchanted Woodturners in Santa Fe and the New Mexico Woodturners in Albuquerque. Contact Kathy at

kathyknorrsg@gmail.com



Opportunities for Women in Turning

Classes, Workshops, Exhibits, Demonstrations, and Grants

AAW: Resources for Remote Demonstrations: <https://www.woodturner.org/Woodturner/Chapters/Chapter-Officers-Toolkit/Chapter-Remote-Demonstrations.aspx>

Classes:

May 24–28, 2021. **Andi Wolfe: Beyond the Form – Exploring Texture, Carving, and Color in Woodturning.** <https://www.marcadams.com>

Demonstrations and Presentations:

January 3, 2021. **Meet the Turner – Andi Wolfe:** Pat Carroll online series

January 9, 2021. **WIT Presents – Dixie Biggs**

January 23, 2021. **AAW Master Series – Betty Scarpino**

AAW Grants available for WIT

Under-represented Populations Outreach Grants: These grants may be requested for events such as activities or workshops to promote women in turning. All AAW Grant applications are reviewed annually. However, since these events may be time-sensitive, such grant applications will be considered periodically during the year. More details are available on the website. Grant recipients are expected to disseminate information about AAW, and promote its activities. Grants cannot be used for food or personal expenses, or to pay a stipend to the grant applicant.

WIT AAW Membership Grants: To encourage women to join AAW, the WIT Committee offers a limited number of WIT-sponsored half-price one-year "General" AAW memberships to women. WIT is also offering at no cost a one-year "General" AAW membership to women who join AAW for the first time AND join their local chapter for the first time.

Eligibility

To be eligible, a grant recipient must be a woman who has never previously been a member of AAW.

Process

Only the chapter AAW WIT Liaison, chapter president, or chapter vice-president may request the grant. If you have questions, please email wit@woodturner.org.

Call for Exhibits: AAW maintains a list of calls for exhibits and other opportunities. Info at: <https://www.woodturner.org/Woodturner/Events/Calls-for-Entries/Woodturner/Events/Calls-for-Entries.aspx?hkey=ec198405-f7a4-4e3b-8627-bec99a5ad10e>

Save the date!!! July 15–18, 2021 **AAW Symposium, Omaha, Nebraska.**

Call for Entries

Elements: 2021 POP Exhibition and Auction: Application Period Dec 1, 2020, to Jan 15, 2021. <https://www.woodturner.org/Woodturner/2021Omaha/Exhibitions/Elements--2021-POP-Exhibition-and-Auction.aspx>

Finding the Center: AAW's 2021 Themed Member Exhibition, Application Period Jan 1–Mar 15, 2021. <https://www.woodturner.org/Woodturner/2021Omaha/Exhibitions/Finding-the-Center--2021-AAW-Member-Exhibition.aspx>

*"I didn't want to be a woman artist. I just wanted to be an artist."
– Isabel Bishop*

The Story Stick

By Kay Grant

On March 6, 2021 the New Mexico Woodturners had a wonderful demonstration given by Phil Weaver on turning goblets. During the course of the demo, Phil showed the story stick he uses to build his goblets and several other items he turns. A request was made to write an article for the NMWT newsletter. Here it goes.



Story stick for this figured walnut goblet by Phil W.


HISTORY OF STORY STICKS

Story sticks were used by ancient cultures for a number of things not necessarily related to woodworking or specifically to woodturning. Archaeologists have found markings on wood or stone, or later on metal, which recorded things like the movements of the sun or moon, animals and the growth of edible plants. They were used to record information on families and communities, too.

WOODWORKING & WOODTURNING

In today's world story sticks, also called measuring sticks, are actively used by woodworkers and woodturners worldwide. You could almost say that they were the original CNC devices for woodworkers. Their function is to allow you to reproduce a project without having to constantly stop and measure each individual feature. They are really handy if you have already turned an item and given it away. Phil keeps a picture and or drawing of all the projects he has turned and the resulting story stick so that he can reproduce things over and over again (see March's Demo recap a few pages back).

Anyway, as you turn a project, you use a piece of wood or cardboard that is preferably as long as the item. If your project is a goblet, you mark things like the length of the bowl; where the curve of the bowl starts; the length of the stem; placement of beads or other turned decorations, the depth of the embellishment; thickness of the base and, of course, the overall length of the goblet. Some turners will trace this information onto a piece of paper or cardboard. Either way, both tell the story of the goblet you turned. Both allow you to reproduce this project whether you have your original for reference or it is several months later that you make a duplicate.



Story stick Highland Woodworking Temple Blackwood used to duplicate a chair for children

Each stick is unique to your particular project. You determine what information is useful to you and what will allow you to reproduce a project. However you chose to build a stick for a project, you will find them extremely handy. Have fun with your next project!

****Membership Renewal – Now Online!****

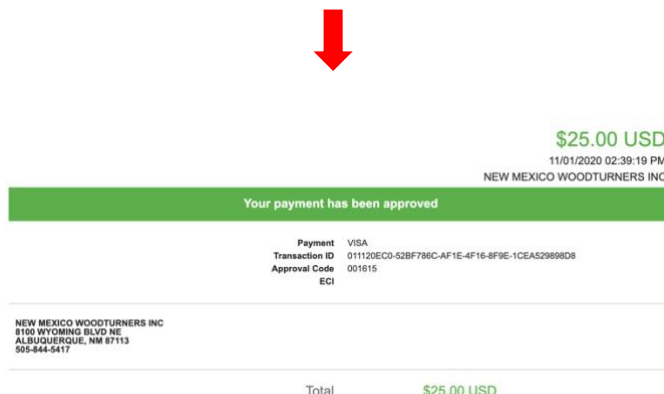
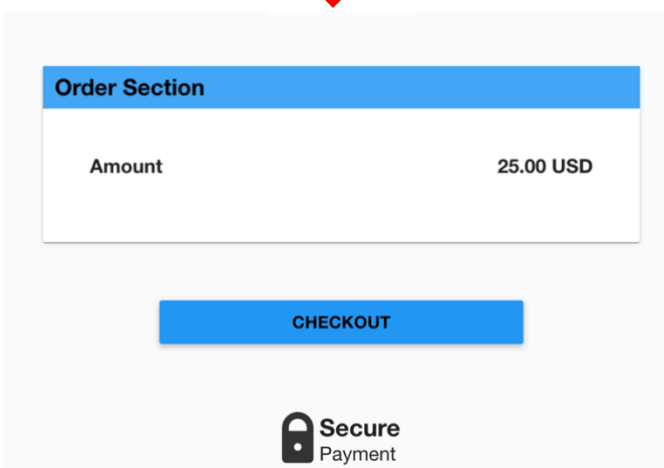
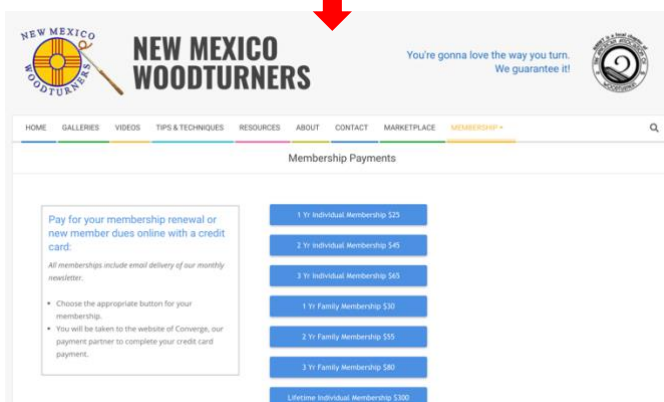
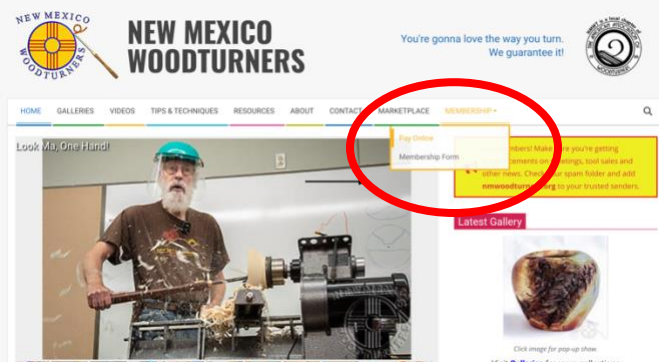
Web-Based Credit Card Dues Payment Now Available

Most of our NMWT memberships are currently set up on a calendar year basis with expirations at the end of December. So now is the time to start renewing memberships for 2021 and beyond for those who need to (your current membership expiration date should be listed on your membership card).

We are very pleased to announce that you can now pay your membership dues with a credit card on the NMWT website at <https://www.nmwoodturners.org/>. To access online dues payment, simply go to the new “Membership” tab near the top of the homepage and select “Pay Online” from the drop-down menu. This will take you to a secure website managed by Converge, our credit card service provider. There you will find a series of “Buy Buttons” that are clearly labeled with each membership dues option (i.e. 1 Yr Individual Membership \$25, 2 Yr Family Membership \$55, etc.) Simply select the dues option that you want and then hit the “Checkout” button. You will need to fill in all of the contact information on the payment processing page so that the Treasurer can confirm that our membership records are up to date and also so that he can send your new membership card by regular mail. Also, due to some reporting limitations of the Converge website, you will need to once again select the dues option you want from the drop-down menu labeled “Items Purchased”. Fill in your credit card information and hit the “Submit Payment” button to complete the transaction. You should receive an “Order Confirmation” with full details of your purchase by e-mail, and the Treasurer with mail your membership card to you. That’s all there is to it!

You can, of course, still mail a check along with current contact and e-mail information to our Treasurer, Tom Durgin at 39 Magic Valley Rd., Sandia Park, NM 87047. The easy way to do that is to go to that same new “Membership” tab on the NMWT homepage and select “Membership Form” from the drop-down menu. Fill in the form (PLEASE PRINT CLEARLY) and mail it to Tom with your check. Should you have any issues or questions regarding the new Credit Card payment system or if you are not sure if your membership expires at the end of 2020, feel free to call Tom at 505-688-1369 or e-mail him at f250tom@msn.com.

We hope that the new dues payment option encourages members to renew soon as the club has operated in the red for most of this year due to COVID and the resulting loss of normal revenue streams such as raffles, silent auctions, etc. It is also easier on the Treasurer if the membership renewals are spread out a bit rather than everyone waiting until the last minute to renew.



March “Instant” Photo Gallery

Turnings shared via news@nmwoodturners.org & virtual meeting in January



Embellished dyed platter with Saguaro boot by Daniel Cross



Segmented Beads of Courage box by Scott Eckstein



Honey Locust bowl by Woody Stone – side view below



Black walnut bowl by Tom Durgin

Instant Photo Gallery Cont'd



Black walnut bowl by John Ellis. We are incredibly proud of John for diving headfirst back into turning after a challenging 2020. Marvelous work, John! Thank you for your supreme example of passion and dedication!



Mystery wood vessel featuring nested Saguaro boot by Daniel Cross



Eccentric Modesto ash w/ pyrography by Scott Eckstein

Instant Photo Gallery Cont'd



Butterfly basket illusion bowl by Larry Linford



Alligator juniper burl natural edge vessel by Scott Eckstein



Alligator juniper burl vessel by Scott Eckstein



Cherry yarn bowl by Tom Durgin



Twig pots by Woody Stone

Instant Photo Gallery Cont'd



Beefwood finial box with inlaid lid by Tom Durgin.
Lid inside view below



Suspended lidded vessel with mini vessel by Greg Fryeweaver



Ash twig pots (above) and unspecified
twig pots (below) by Woody Stone



Instant Photo Gallery Cont'd



Aspen bowl with elevated Saguaro boot by Daniel Cross



Sycamore natural edge end grain bowl by Greg Fryeweaver



Square lidded bowl with split ring handle by Greg Fryeweaver

NMWT on Social Media



The New Mexico Woodturners are on Facebook and YouTube!

Various members of the NMWTs moderate the social media accounts and promote the craft and our club actively on these outlets.

Facebook is just one way to share your work. However, it's also a great platform to ask questions, request constructive criticism and rub shoulders with other turners.

A number of the Facebook group members are not NMWT members and that's okay! However, by our NMWT membership being active on social media we can also share the benefits of club membership, promote club activities and foster relationships with turners around the globe.

Additionally, the NMWTs are branching out into the world of YouTube. Our first few videos are snippets from a mid-month virtual social gathering where sharpening was shared.

Please join the Facebook group, subscribe to the YouTube channel and watch us grow turning!

In March, to the right, Tom Durgin continued to share his finial box adventures. Here he spells out his "Golden Ratio" approach



Tom Durgin

March 24 at 9:55 AM · 🌐

Golden Ratio Lidded Hollow Form

A fancy box to hide treasures, rings, earrings and other such items.

The box is Walnut 4 3/4 diameter, 2 1/2 tall. Overall with the lid and finial it is 6 3/4 high. The lid is Holly and the finial Cherry ebonized with my secret method, black Sharpie.

[See More](#)




NMWT's Marketplace

Anchorseal (green wood sealer) - \$20/gal:

For sale to NMWT club members are one-gallon jugs of Anchorseal. These are available for pick up at Albuquerque Exotic Woods (AEW). Make check payable to NMWT and mail to club address OR drop check off at AEW.

Please present your NMWT membership card upon pick up.



NMWT Stickers - \$2 each/2 for \$3

For sale to NMWT club members is this NMWT stickers. Both are waterproof. This is a 3" circle containing a larger club logo. Make check payable to NMWT and mail to club address then email Scott Kershaw at

news@nmwoodturners.org with the style, number and your mailing address. Also available for pickup.



Your advertisement here:

Members of NMWT may, at no cost, post "for sale," "for trade," "wanted" or "free" ads in the NMWT newsletter and on the NMWT website marketplace.

To request an ad, please send item photo(s) and contact info to sale@nmwoodturners.org

The ad will run for a 30-day period unless an extension is requested.



Locally Harvested Green Turning Blanks



Rick Thaler • New Mexico Woodturners

March 22 at 10:05 PM · 🌐

We have some beautiful smaller diameter logs that we are making into turning blanks- cherry, ash, apricot, apple and some cottonwood burls. \$8-\$10 per blank, split and waxed. We give 10% off to AWT and AWA members. Come out and have a look. If you're a first time customer we'll give you one for free. Message here or call/text 505 980 6161 for appointment.



Call Rick or message him via the NMWT Facebook page

Advertisement Space for "Rent"

Members of NMWT get **free** advertisement space. Do some spring cleaning in your shop and unload what's unused, untouched or outgrown. There's a darn good chance a fellow member will take it off your hands. See above for information on submitting your advertisement

NMWT's Logo Apparel – revised order form near end

Prices for NMWT Cap, Shirts & Smock

Caps (Baseball)	\$15.00
Long Sleeve Denim Shirt	\$30.00
Short Sleeve Denim Shirt	\$30.00
Short Sleeve Snap Shirt	\$30.00
Polo (golf) Shirt w/ pocket	\$30.00
T-Shirt V-Neck	\$20.00
Smocks	\$50.00

- Items include embroidered NMWT logo
- Names embroidered on shirts are additional \$5.00
- Sizes XXL, 3XL, 4XL and up are an additional \$3.00
- Contact: Ivan Blomgren at (505)615-5096



Get order forms at club meetings from Ivan Blomgren or download from the website and turn in the completed order form(s) to Ivan with payment. *Orders are submitted on a quarterly basis and can be placed with Ivan up through the middle meeting of each quarter.*

Full payment for an order will need to be submitted with each order form before it can be processed! Order placement cut off dates for each quarter will be as follows:

ORDERS DUE TO IVAN
In MAY!!!

Quarter	Months	Order Meeting	Delivery Meeting
1st	Jan - Mar	February	March
2nd	Apr - Jun	May	June
3rd	Jul - Sept	August	September
4th	Oct - Dec	November	December

Newsletter Details

If you have any tips, news, marketplace items or a newsletter entry, please send it to news@nmwoodturners.org, with photos as attachments, for publication in a future newsletter.

Also, you may communicate via the New Mexico Woodturners Facebook page

****Must be received by the last Saturday of the month to make the most current newsletter****

Member Estate/Shop/Tool Sales Notice

About 5 or 6 of us have organized tool sales for shop tool reductions or helping spouses sell the tools that a deceased member had acquired. *We have done this for about a dozen situations and have noticed a definite decrease in interest and purchases.* We price items at 50% of retail if tool is in good shape and less if tool shows a lot of use. **This notice is to inform, ESPECIALLY NEW WOODTURNERS, that you are missing out on some real bargains on power tools, hand tools and wood.** Most wood workers value their tools and take good care of them and, as such, are of good value to pass on to the buyer. These sales are also often a great source of high quality turning blanks. *We give sellers a free service AND give them real hope that our members will clean their space of tools.* These sales are especially a real good opportunity for NEW WOODTURNERS to fill out their shop and we HIGHLY encourage all members to pay close attention to these sales. Undoubtedly more will happen.

Sincerely yours,
"The estate sales team"

NMWT Library

DVD Rental: A good selection of educational DVDs are available for check out during club meetings.

Please use and return DVD's in one month if possible and donate \$1.00 for each DVD checked out to help with expenses. If you encounter any problems with DVD's, please notify Michael of those problems.

Editor's Catch

Now that spring has sprung I suppose it's time for the spring cleaning, too. In the case of my workshop spring cleaning should happen on a monthly basis and not be a yearly occurrence. Don't you agree that it's wild how quickly a flat surface will accumulate stuff? Before you know it your 5 pound bag is full of 10 pounds of crap. It's not just me, right?

However, I am very thankful for my 5 pound bag and the stretching it undergoes. The kids and I have fun testing the seams and trying to rearrange things to what we think might suit us this week or the next. Ryan was kind enough to beef up a mobile cart for Grandma's sewing room. So we got that unloaded to make more room for logs or boards or tools. The turning tool rack got rearranged. The CNC got cleared off after a year of clutter was stacked on it. And K is my little helper who's up for anything. She helped me build this kitchen storage cubby for the CEO for her birthday. Now with things clean we can get them messy again! Maybe it's time to cover things in shavings?



Top left: Ryan working on Grandma's sewing cart.

Top middle: Turning wall and tool rack all organized. "My Dad Rocks" strategically placed by K.

Top right: Ryan and Kaylee with the CEO and her shop made birthday gift.

Right: A clean CNC that's freshly tuned with a fun American flag carving sporting a favorite USAF aircraft.



Name the aircraft?

NMWT SHIRT/CAP ORDER FORM

NAME _____ DATE _____

ADDRESS _____

TELEPHONE _____

Caps with Logo BX005: Color: (Dark Green, Red, Navy, Stone)
 (Embroidery on Navy caps will be silver in place of black)

No. of caps @\$15 each _____ \$ _____

Long Sleeve Denim Shirt with Logo: Color: (Dark Denim, Light Denim, Washed Black)

Men M550 - Sizes: (S, M, L, XL), (2XL - 4XL add \$3)

M550T (Tall add \$6 each [in Men's size only])

Ladies M550W – Sizes: (S, M, L, XL), (2XL - 4XL add \$3)

No. of shirts @\$30 each _____ \$ _____

Short Sleeve Denim Shirt with Logo: Color: (Dark Denim, Light Denim, Washed Black)

Men M550S - Size: (S, M, L, XL), (2XL - 4XL add \$3)

No. of shirts @\$30 each _____ \$ _____

Short Sleeve Key West Performance Staff Shirt with Logo (Two Pockets):

Color: (White, Cloud Blue, Green Mist, Khaki, Navy)

Men M580 – Size: (S, M, L, XL), (2XL - 4XL add \$3)

Ladies M580W – Size: (S, M, L, XL), (2XL - 4XL add \$3)

No. of shirts @\$40 each _____ \$ _____

Polo Shirts w/ Pocket with Logo: Color: (White, Black, Forest, Campus Gold, Light Blue, Burgundy, Classic Navy, Classic Red, Electric Blue, Platinum)

Men 88181P - Size: (S, M, L, XL), (2XL - 4XL add \$3)

Ladies 78181P – Size: (S, M, L, XL), (2XL - 4XL add \$3)

No. of shirts @\$30 each _____ \$ _____

T-Shirts V-Neck with Logo: Color: (White, Black, Turquoise, Ocean Blue, Maroon, Navy, Red, True Royal, Silver)

Men 3005 - Size: (S, M, L, XL), (2XL - 4XL add \$3)

Ladies B6005 – Size: (S, M, L, XL), (2XL - 4XL add \$3)

No. of shirts @ \$20 _____ \$ _____

Name on garment is \$5 (no names on caps) X _____

Name _____ \$ _____

Extra Logo (AWA) \$5 X _____ \$ _____

Total \$ _____

Rev.: 11/07/2020

Visit NMWoodturners.org to view the woodturning smock order form

Discount & Rebate Partners



www.albuquerqueexoticwoods.com

(505) 299-6945

NMWT members can get a 10% discount upon presenting a current membership card. Military and first responders also get a 10% discount.



(505) 924-2270

NMWT members receive Wholesale Prices. Rugby's has hardwoods, Thermofused Melamine, plywood, veneers, and furniture grade pine.



**Building Materials and
Construction Services**

www.buildwithbmc.com

(505) 823-2200

NMWT members receive Wholesale Prices



CRAFT SUPPLIES USA
THE WOODTURNERS CATALOG

www.woodturnerscatalog.com

CSUSA offers a discount to members on large orders and has a club support program. Visit the web site or phone Kathy Lawrence at 1-800-551-8876

Penn State Industries

www.pennstateind.com

Register as a member of New Mexico Woodturner at Penn State Industries and automatically get 10% off (in addition to most other promos) your entire order !!! Yes! In effect, you will be doubling dipping on the discounts!!!

Register by sending an email to hy.d.tran@gmail.com with the name, address and email to which your Penn State catalogs are sent. Once you're registered, you'll automatically get 10% off every time you shop online (not applicable to phone or mail orders).



DENDROTECHNOLOGY
TIN SHED MILLWORKS

LIVE EDGE SLABS, TURNING BLANKS,
CUSTOM MILLING

(505) 980-6161 www.dendrosm.com

We offer 10% off our listed prices to members and give a free item from our oddments box or a turning blank to first time member customers.



**8100-M4 Wyoming Blvd. NE, #188
Albuquerque, NM 87113**
