



High Desert Turning

www.nmwoodturners.org

One Year Membership: \$25 individual, \$30 family
Additional Contact Info Below – Membership Info Within Newsletter

The President's Turn



Summer is nearly wrapped up and autumn is on its way in. With fall knocking on the door, that means it's New Mexico State Fair time. The NMWT has, historically, had a major presence at the State Fair. Despite the postponed fair in 2020, we hope to have a large presence at the fair this year. To maintain a large showing at the fair, and incentivize all the membership to enter, the NMWT board has chosen to pay the \$5 entry fee for any member to place their turnings in the fair – you'll be reimbursed. You get your \$5 covered and you can enter any number of turnings into the fair that have been turned since the previous NM State Fair (September 2019). Get out your turnings and be prepared to enter them for display and judging! Please see Bill Mantelli's information later in the newsletter.

Speaking of the New Mexico State Fair, the WE REALLY NEED YOUR HELP!!! The NMWT has many roles at the fair! We need your help to photograph, aide, judge, catalog, aide, demo, setup, aide, video and aide. We really need your assistance to make this a successful event. We, of course, recognize that this year is unlike any other State Fair prior.

Your personal safety (and that of your loved ones) takes priority, so we understand any hesitancy to be amongst the fair crowd. However, if you feel safe in attending, we strongly ask that you help out! After Saturday's demo, we hope you'll practice simple projects and muster a little courage to fill a demo slot.

Finally, on a less than exciting note, the NMWT Board has made the unified decision to remain ONLY VIRTUAL for August's meeting. We know this is disappointing but, as woodturners, we do think safety is important. If you're placed in an unsafe situation, we can't be sure you can keep doing the woodturning we love. We will keep you in the loop about reconvening in person as we learn more about this backslide that we are experiencing regionally with COVID cases increasing. We aren't holding our breath either way, but September's meeting may remain only virtual, too.

Keep turning. Consider volunteering. Share your turnings with the state. Above all, be safe and stay well!

Elected Officers, Directors & Committee Chairs

President:	Rick Judd	612-280-8300	Newsletter:	Scott Kershaw	406-274-2931
Vice President:	Don Roden	763-234-5780	Photographer:	Woody Stone	828-808-7876
Treasurer:	Tom Durgin	505-688-1369	Raffle Coordinator:	Dean Cross	575-644-8945
Secretary:	Sally Breeden	505-352-0159	Librarian:	Michael Andersen	575-209-0172
State Fair:	Bill Mantelli	505-298-2603	Equip/Workshops:	Scott Eckstein	505-270-0516
Membership:	Tom McLarty	505-298-3790	Green Wood-ABQ:	Bert & Kay Grant	661-599-0116
Webmaster:	Dave Stein	505-266-0356	Green Wood Help:	HELP STILL WANTED	
Lead Video:	Derek Roff	505-438-1820	Special Workshops	John Ellis	505-463-7750
AWA Liaison:	Shane Yost	505-980-9940	Logistics:	Don Roden	763-234-5780
Member-at-Large:	Ron Bahm	505-881-8845	Past President:	Hy Tran	505-844-5417

NMWT's Next Monthly Meeting

Regular meetings are...

10:00 A.M. to 12:30 P.M.

August's *Virtual Demo*:

State Fair Projects

Hy Tran, Patricia Apt,
Bill Mantelli and Kay Grant

FUTURE PROGRAMS/ACTIVITIES[‡]

Aug 7	STATE FAIR PROJECT DEMONSTRATIONS
Sept 4	RUBBER CHUCKY W/ JOHN & LARRY
Oct 2	TBD
Nov 6	PROFESSIONAL DEMONSTRATOR TBD
Dec 4	ANNUAL PLANNING & GIFT EXCHANGE
‡ DEMOS ARE SUBJECT TO CHANGE	

It's State Fair Time in New Mexico

What: Demonstrate projects for the State Fair and show how simple things can be, build your skills and create new ideas.

Who: Our Grandstand Line Up for your viewing pleasure:
First, Hy Tran a small, lidded box with lid and finial
Second, Patricia Apt doing a small goblet
Next up, Bill Mantelli on the always-a-hot-hit spinning top
Finally, Kay Grant on pens to sign up all the new members.
(Scott Kershaw may fill some time at the end, if needed, with magic wands or mini bowls)

Where: In the comfort of your home – **this demo is VIRTUAL only**

Why: **WE NEED YOUR HELP AT THE STATE FAIR!!!**
Please practice and sign up to volunteer



Beads of Courage – NMWT's 2021 Challenge



Beads of Courage is the NMWT's Community Service Project. Beads of Courage, Inc. is a 501 (c) (3) tax exempt organization working in partnership with the American Association of Woodturners (AAW).

Our Beads of Courage Bowls are taken directly to UNMH Children's Cancer Facility here in Albuquerque for local patients. However, bowls can also be sent to a National collection point in Tucson, Arizona.

UNMH Children's Cancer Facility has been treating nearly one hundred seriously ill cancer youngsters each year. For each medical treatment a child receives, he or she gets a bead which they can then keep in their bowl, hence Beads of Courage Bowls. The children do receive a bag to put their beads in but a Beads of Courage Bowl is far more special and reflective of the hard work to beat cancer!



Elias is featured on BeadsOfCourage.org with his prized wood turned box

The Challenge: Each club member to take the time and heart to make at least one Beads of Courage Box during 2021.

NMWT currently makes ~8 bowls a year & it would be great if we could increase that number exponentially.

Contact Scott Eckstein (505)270-0516, our NMWT Beads of Courage Chair, for more information, to purchase beads and to deliver your prized box/bowl.

Every "BoC" box submitted to the Instant Gallery will receive a half page photo below, or the Instant Gallery, to highlight challenge participants, their skills and their talents!

[Visit here to review the Beads of Courage Bead Bowl/Box Guidelines!!!](#)



Mentors

Members are always welcome to contact the people on the mentor list for guidance to better turning ideas and techniques

Free to NMWT members; give a Mentor a call!

<u>Name</u>	<u>Phone</u>	<u>Description</u>
Bill Zerby Rio Rancho - NM 528 & Southern	(505)263-6632	Basic spindle turning & tool sharpening
Don Roden Albuquerque – Dovetail Workshop	(763)234-5780	Basics of spindles, bowls and the skew chisel
Hy Tran Albuquerque - Paseo & Ventura	(505)844-5417	Beginner and novice woodturning
John Ellis Placitas	(505)463-7750	Basic turning, plates, tools & handles
Larry Linford Albuquerque	(505)870-1601	Basket illusion turning and embellishment
Ralph Watts	(505)500-5859	Advanced turning, carving, coloring and finishing
Rick Judd East Mountain	(615)280-8300	Hollow forms, bowls, lidded boxes, burls, natural edge
Ron Bahm Albuquerque - NE Heights	(505)881-8845	Pen turning and segmented work
Ron Phillips Rio Rancho - Rivers Edge II	(505)553-6139	Beginning, basic and intermediate turning. Also, specialty tools, rests & steadies
Scott Kershaw Rio Rancho – Rust Med Center	(406)274-2931	Beginning, basic and intermediate turning like spindles, bowls & spheres



*****MENTORS WANTED*****

If you are interested in making yourself available as a mentor to NMWT member, please email Scott, the NMWT newsletter editor, at news@nmwoodturners.org

Green Wood Available

The Green Wood Committee is always grabbing green wood in the community and keeping it out of the landfill. There are endless projects that can be done with green wood.


For more info on green wood tips and techniques,
[click here for this AAW Green Wood booklet \(requires sign-in\).](#)

To get Cottonwood & Mulberry, contact the Grants (661-599-0116) for pick up.

To get some Catalpa, contact Bob Rocheleau (505- 235-9002) for pick up.

Here's what's up for grabs this month:

- CATALPA (*Catalpa bignonioides*) at bottom right
- MULBERRY (*Morus alba*, *M. nigra*, *M. rubra*, etc.) at top right
- COTTONWOOD (*Populus deltoides*) at top left



Quartersawn Mulberry platter by Kay Grant

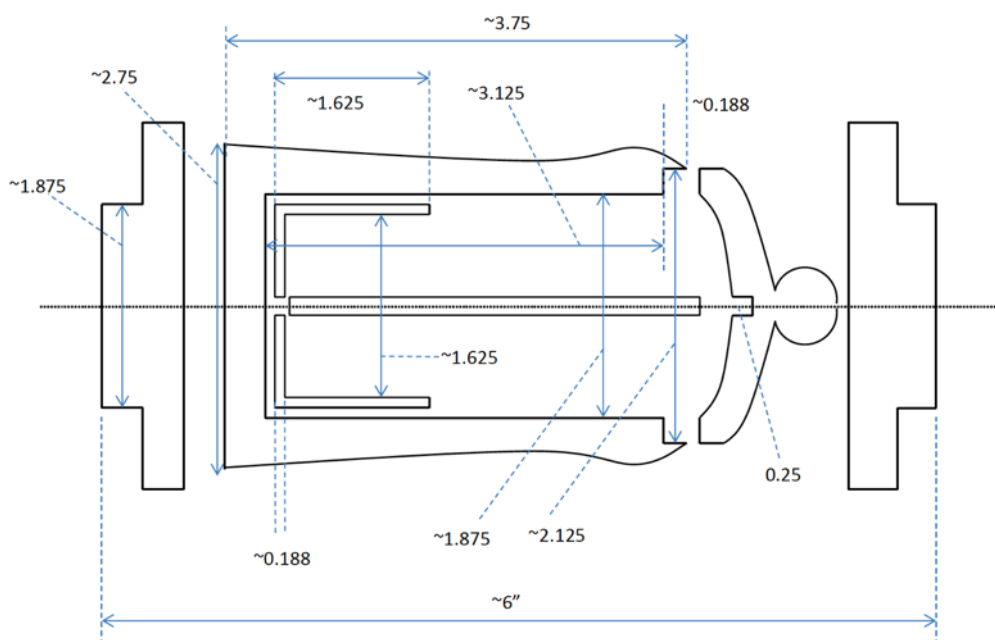
July's Demo: Lidded Toothpick Holder



This is an easy spindle project and helps build skills such as making lidded boxes, matching grain on lidded boxes, jam chucking, finials on lids, and turning to a specific diameter. Hy saw this project demonstrated online by Theo Haralampou (look up “Theo the Woodturner”) whilst demonstrating for Record Power Tools (recordpowertv.com).



Below, and following, are Hy's sketch of his toothpick holder lidded box and his extensive step-by-step instructions for turning the project. Click the sketch to be taken to the NMWT website for Hy's full document. Thank you so very much, Hy, for your great demo and witty instruction.



****Note: some photos are poor quality due to screen shots of Zoom's limited resolution****

July's Demo: Lidded Toothpick Holder Cont'd

Below are some screen shots of the sequence of Hy's project. Hy's demonstration was chock full of tips, tricks and workflow improvements. For further understanding of the skills Hy showed us in this project, please see the list of mentors earlier in the newsletter for folks who can assist with refining your turning skills.



July's Demo: Lidded Toothpick Holder Cont'd

Hy has provided some exceptionally detailed steps for the project. Steps are as follows:

1. Decide on shape of outside of toothpick holder. (This may require redesigns as you go...)
2. Rough-round a spindle blank. Turn tenons on each side of the spindle blank.
3. Mount in a 4-jaw chuck. Shape the body of the toothpick holder, except for the very top of the holder. Mark where the body ends and the lid begins.
4. Part the lid from the body. Finish shaping the top of the toothpick holder.
5. Drill with the 2-1/8" bit, about 3/16" to 1/4" into the top. This is the recess for the lid.
6. Drill with the 1-7/8" bit to the bottom depth needed for the toothpick holder (I use 3-1/8" deep).
7. Mark the outside at the bottom of the toothpick holder where you will eventually part from the 4-jaw chuck.
8. Finish the top, especially the transition to the recess for the lid. Clean up the recess for the lid using a spindle gouge, or light cuts with a scraper.
9. Sand the inside as needed; pay attention to drilled surfaces if they need sanding. No need to sand the bottom inside of the toothpick holder.
10. Remove the toothpick holder and mount the lid part into the 4-jaw chuck.
11. Turn the lid diameter where it fits into the recess of the body. You're looking for a slightly loose fit. (You can use the 2-1/8" Forstner bit to help you get the initial size).
12. Shape the inside of the lid, like a shallow bowl shape. Drill a 1/4" hole, at least 1/4" deep into the inside of the lid.
13. Shape the outside of the lid. Pay attention that you can seat the lid inside the recess. Sand where the lid will fit into the recess if you don't have a good finish there.
14. Begin shaping the finial and remove waste wood from the tenon side of the lid.
15. Remove the lid from the chuck, put the body of the toothpick holder back in the chuck.
16. Use kitchen towel and jam the lid on the body. Bring up the tailstock to support the lid.
17. Finish matching the lid to the body. Turn away most of the tenon & waste wood. Shape the finial at the top of the lid.
 - a. Recommendation: Don't do a pointy finial! You don't want to poke your hand when you lift the lid!
18. Turn away the waste at the top of the finial.
 - a. You may want to check that the tissue paper jam is tight enough. If your jam isn't tight enough, wet the tissue paper. This will give you a *very tight* fit, but as the wood and tissue paper dry, the fit will loosen so you can disassemble the lid from the body.
19. Sand the outside of body and lid through the grits. I like going to 400.
20. Finish the exterior if you wish—I like either plain walnut oil or friction polish. Remove lid. Part body from chuck.
21. Turn another spindle blank to 1-7/8" diameter. You can start with a tight fit in the body of the toothpick holder as a jam chuck! Make this cylinder at least 1-5/8" long.
22. Make a jam chuck for the body of the toothpick holder. Jam holder on the jam chuck and clean up the bottom of the toothpick holder with a spindle gouge. Sand and decorate bottom as you wish.
23. Remove the toothpick holder body. Finish your spindle blank to 1.875" diameter, loose fit in the toothpick holder, 1-5/8" length minimum.
24. Drill a 1-5/8" diameter hole using a Forstner bit to the desired depth (try for 1.44" deep, or 1-7/16. No deeper than 1-1/2" deep!!). Drill a 1/4" hole at the bottom of this body, at least 1/4" deep (or more).
25. Sand as desired. I don't feel the need to go above 220. Finish as desired (walnut oil is fine here or leave unfinished).
26. Part the bottom. You want to have a cylinder with a bottom here!
27. Turn a narrow spindle, with a 1/4" diameter at either end, with a length that will go from the toothpick container to the 1/4" hole in the lid. Decorate this spindle to show that it was turned, and not a purchased dowel. Finish the spindle with your choice of finish, but sand lightly the ends where you will glue.
28. Assemble and glue. I like Titebond or similar wood glue.
29. You may buff if you like... But if you buff, be careful not to launch the project!
30. Go grab some floss to clean your teeth! ;)

Member Estate/Shop/Tool Sales Notice

About 5 or 6 of us have organized tool sales for shop tool reductions or helping spouses sell the tools that a deceased member had acquired. *We have done this for about a dozen situations and have noticed a definite decrease in interest and purchases.* We price items at 50% of retail if tool is in good shape and less if tool shows a lot of use. **This notice is to inform, ESPECIALLY NEW WOODTURNERS, that you are missing out on some real bargains on power tools, hand tools and wood.** Most wood workers value their tools and take good care of them and, as such, are of good value to pass on to the buyer. These sales are also often a great source of high quality turning blanks. *We give sellers a free service AND give them real hope that our members will clean their space of tools.* These sales are especially a real good opportunity for NEW WOODTURNERS to fill out their shop and we HIGHLY encourage all members to pay close attention to these sales. Undoubtedly more will happen.

Sincerely yours,
"The estate sales team"

A massive "Thank you!" to former NMWT member **Roger Williams**! His entire shop donation and NMWT tool sale will greatly enhance NMWT membership opportunities.

We are exceedingly grateful!!!

Keep your eyes and ears open for upcoming tool and wood sales.

Silent Auction



Your contributions go to benefit the Red Hollenbach Scholarship Fund which is used to reduce the cost for members to attend professional demonstrator's hands-on sessions.

Please, while staying home, find nifty items or pieces of timber that can be auctioned at our next meeting to support the Scholarship Fun.

Ideas include rough turned bowls, gouges gathering dust, seasoned blanks or turning accessories.

At the left, Jerry Kermode coaches an attendee at a hands-on class



Women Turners! We have a local group of women in turning and invite you to join us!! What we offer is access to the AAW site and wonderful monthly magazine, and a group of engaged and enthused turners!

Are you on Facebook? Join the private group page Women in Turning [Women in Turning | Facebook](#) to get a feeling of the ideas, support, and work of 1,700-member group! AAW membership is not required.

ALSO – join the AAW with a guest membership so you can see what else WiT and AAW [Guest Membership \(woodturner.org\)](#)

Women in Turning (WiT -- The American Association of Woodturners (AAW) strives to deliver the publications and services that our members need to grow, connect, explore, and thrive in the areas of woodturning that are important to them. With nearly 16,000+ members and 360+ chapters internationally, AAW's many resources, including our award-winning American Woodturner journal, help our members to learn, create, and connect.

By signing up for a complimentary Guest membership, you can have access to AAW resources for a full 60 days. You will be able to explore what the AAW has to offer, kick our tires, and hopefully decide to become a full-fledged, paid AAW member to benefit from everything the AAW has to offer.

Thanks all!!! Contact me with any questions!! Kathy --- kathyknorrfsf@gmail.com

Women's Turning Night



What: AEW's FIRST Women's Turning Night

All class participants will be turning a stem base for their very own wine glass. Each student will be provided with the wine glass and several turning blanks. The class will cover some of the basics of spindle turning as well as different uses of the tools.

When: August 21, 2021, at 4:00 pm.

Cost is \$75.00 per person. Tuition includes materials, use of lathe and tools, personal instruction and a one-year membership to the New Mexico Woodturners.

Where: Albuquerque Exotic Woods

1570 Juan Tabo Blvd. NE
Albuquerque, NM 87112

Why: Because who doesn't want the chance to make their friends and family jealous of the cool custom wine glass! You get to make something that will have a personal meaning to it every time you fill it up. Alcohol not permitted at class.

How: Call the store at (505)299-6945 to register for the class. Spots will fill up fast and will not be available for long. Minimal spots available for this first class with more opening up for the next one.

Lathes graciously provided by the New Mexico Woodturners



June “Instant” Photo Gallery

Turnings shared via news@nmwoodturners.org & virtual meeting



Sycamore basket illusion platter by Bill Schattschneider



Padauk and paldao lidded vessel by Greg Fryeweaver



Spalted piñon platter by Bob Rocheleau



Cherry platter by Tom Durgin

Instant Photo Gallery Cont'd



Maple basket illusion platter by Tom Durgin



Lacewood miniature hollow vessel by Patricia Apt



Ash bowl by Woody Stone



Siberian elm bowl by Daniel Cross



Pecan and maple lidded box by Greg Fryeweaver



Instant Photo Gallery Cont'd



Basket illusion platter by Bill Schattschneider



Segmented and suspended vessel by Bob Rocheleau



Piñon bowl by Woody Stone



Walnut bowl by Bill Schattschneider



Lacewood miniature vessel by Patricia Apt



Catalpa bowl by Woody Stone

NMWT on Social Media



The New Mexico Woodturners are on Facebook and YouTube!

Various members of the NMWTs moderate the social media accounts and promote the craft and our club actively on these outlets.

Facebook is just one way to share your work. However, it's also a great platform to ask questions, request constructive criticism and rub shoulders with other turners.

A number of the Facebook group members are not NMWT members and that's okay! However, by our NMWT membership being active on social media we can also share the benefits of club membership, promote club activities and foster relationships with turners around the globe.

Please join the Facebook group, subscribe to the YouTube channel and watch us grow turning!



Above: New NMWT member, Jeff Palmer, shared these turnings he's made. With a new lathe, he's ready to turn many more!




Above: James Redstrom shared his new hollowing setup including an articulating arm and steady rest. We hope to see what James turns with his new accessories.

NMWT's Marketplace

Anchorseal (green wood sealer) - \$20/gal:

For sale to NMWT club members are one-gallon jugs of Anchorseal. These are available for pick up at Albuquerque Exotic Woods (AEW). Make check payable to NMWT and mail to club address OR drop check off at AEW.
Please present your NMWT membership card upon pick up.



Your advertisement here:

Members of NMWT may, at no cost, post “for sale,” “for trade,” “wanted” or “free” ads in the NMWT newsletter and on the NMWT website marketplace. To request an ad, please send item photo(s) and contact info to sale@nmwoodturners.org
 The ad will run for a 30-day period unless an extension is requested.




Delta LA200 Midi Lathe - \$110:

Used but fully functional Delta midi lathe. Six-speed, 1”x 8tpi spindle, 1/2HP, 120V, 10” swing x 14” between centers. MT2 spindle and quill. Needs some TLC to get all the pitch and chips off. No tool rest or centers.
Contact Scott Kershaw at (406)274-2931.



Chucks for sale - \$75 each obo:

First is Nova G3 and fits 1” spindle for \$75 obo. Second, Woodriver Chuck with pen jaws. Pen jaws are also shown. Comes with adapter for 1” spindle for \$75.
Contact Bert or Kay Grant at (661)599-1832.



Trend AirShield Pro - \$170:

Trend AirShield Pro air circulating helmet and face shield. It's a bit over 3 years old and in very good condition. Includes spare filters and 5 face shield overlays. I'll cover the shipping.
Contact Dan Cross at (520)235-9366



NMWT's Marketplace Cont'd


Spartan 8" CBN Wheels - \$60 each:

For sale are two Wood Turners Wonders CBN wheels. Wheels are 180 grit and 350 grit. Spartan wheels are 8" diameter, 1" width and have a 5/8" arbor. I recently won an internet giveaway and received two wider wheels from Wood Turners Wonders. These are excellent wheels, run true and only have some slight wear.
Contact Scott at (406)274-2931.



NOVA Galaxi DVR 1644 Lathe:

For sale: Nearly new Teknatool Nova Galaxi DVR 1644 wood lathe. Minimal use and well cared for. Lathe can be wired for 110V or 220V – on 110V, motor is 1-3/4HP. Spindle is threaded 1-1/4x8 with MT2 on spindle and quill. Swing of 16" over bed ways and 44" between centers. Upgrades including remote switch and custom handwheel. Current market price for new is ~\$2700. Please contact Mike to discuss details, see the lathe and talk price.
Contact Mike Heiser at (505)388-4678.



Rikon 10-326 14" Bandsaw:

For sale: Essentially new Rikon 10-326 14" bandsaw with mobile base. Minimal use and extremely well cared for. Runs on 1-3/4HP motor on 110V. Capable to run on 220V. Resaw capacity is 13" high. Includes resaw fence and additional blades. Current market price for new is ~\$1500. Please contact Mike to discuss details, see the saw and talk price.
Contact Mike Heiser at (505)388-4678.



****2021 NM State Fair Volunteers NEEDED****

New Mexico State Fair 2021

As in previous years, our display and demonstrations will be in the Creative Arts Building.

Entries will be accepted on Friday August 21 and Saturday August 22 9:00 am to 5:00 pm both days.

The Premium Book for the Woodturners states, under “special rules: 5. Entries are eligible only if they have been made since the previous New Mexico State Fair. The previous State Fair was in 2019.

Starting this year the NM State Fair Commission is charging a \$5 per person entry fee for all Creative Arts entrants. Our Board of Directors has determined that we will reimburse the \$5 entry fee to all NMWT members entering in the woodturning section.

Because of Covid-19 our July Meeting will be virtual, so..... I am emailing volunteer sign-up information showing all the volunteer positions we need help with.

If you are a member of the American Association of Woodturners or become a member, (you can join instantly online) you can demonstrate at the fair. The fair provides free parking, and free admission, and if you request it, transportation for you and your tools to and from the parking lot. Albuquerque Exotic Woods will Provide turning blanks suitable for turning tops, goblets, small end grain bowls, small boxes, bottle stoppers, etc. Or you can bring your own wood and turn whatever you like.

The State Fair is a great opportunity to promote our organization but we need volunteers to do it.

Look over the sign-up sheets (attachments) and then Please call me at 505-400-0266 ASAP to ensure you get the time slots you want.

Thanks for volunteering,

Bill Mantelli


State Fair Coordinator

Schedules are on the following page

Call Bill at (505)400-0266

****2021 NM State Fair Volunteers NEEDED****

NEW MEXICO WOODTURNERS
New Mexico State Fair 2021
Demonstrator Sign-Up



DAY	DATE	TURNING DEMONSTRATOR						VIDEO MONITOR		
		Lathe #1			Lathe #2					
		9:30am-1:30pm	1:00-4:30pm	4:00-8:00pm	9:30am-1:30pm	1:00-4:30pm	4:00-8:00pm	9:30am-1:30pm	1:00-4:30pm	4:00-8:00pm
Thurs.	Sept. 9	Mantelli	Kay Grant		Ron Bahm	Bert Grant				
Friday	Sept. 10	Larry Windsor			Brad Carvey					
Sat.	Sept. 11	X			X			X		
Sun.	Sept. 12	Scott Eckstein			Larry Windsor					
Mon.	Sept. 13	Scott Eckstein			John Bratzel					
Tue.	Sept. 14	Ron Bahm	Kay Grant		John Bratzel	Bert Grant		Rod Gettling		
Wed.	Sept. 15	Larry Windsor								
Thurs.	Sept. 16				John Bratzel			Rod Gettling		
Friday	Sept. 17	Hy Tran	Kay Grant		Brad Carvey	Bert Grant				
Sat.	Sept. 18	Larry Windsor								
Sun.	Sept. 19									

NOTE: Due to insurance requirements, turning demonstrators must be a member of AAW.

Bill Mantelli

505-400-0266

NEW MEXICO WOODTURNERS 2021

State Fair Volunteers

Woodturning Check-In 9:00 am – 5:00 pm

Day	Date	Name	Aide
Fri.	Aug. 20	Larry Windsor	
Fri.	Aug. 20	Mantelli	
Sat.	Aug. 21		
Sat.	Aug. 21		

Photographer, Aide, & Display Set-up

Day	Date	Name
Wed.	Sept. 1	Woody Stone
Wed.	Sept. 1	Larry Windsor
Wed.	Sept. 1	
Wed.	Sept. 1	Bill Mantelli

Judges & Aides 9:00 am – 5:00 pm

Day	Date	Judge	Aide	Youth	Novice	Inter	Advanced	Professional
Mon.-Tue.	Aug. 30, 31	Ron Bahm	Larry Windsor					
Mon.-Tue.	Aug. 30, 31	John Ellis	Mantelli					
Mon.-Tue.	Aug. 30, 31		Rod Gettling					
Mon.-Tue.	Aug. 30, 31							

Equipment Crew

Day	Date	Lathe/Equip. Set-Up/Dismantle
Wed.	Sept. 1	Bob Rocheleau
Wed.	Sept. 1	Scott Eckstein
Wed.	Sept. 1	Rod Gettling
Wed.	Sept. 1	
Mon.	Sept. 20	Return Equip. to Storage

Pick-Up Entries 8:00 am - 5:00 pm

Day	Date	Name
Mon.	Sept. 20	Ron Bahm
Mon.	Sept. 20	Larry Windsor
Mon.	Sept. 20	Mantelli

NMWT's Logo Apparel – revised order form near end

Prices for NMWT Cap, Shirts & Smock

Caps (Baseball)	\$15.00
Long Sleeve Denim Shirt	\$30.00
Short Sleeve Denim Shirt	\$30.00
Short Sleeve Snap Shirt	\$30.00
Polo (golf) Shirt w/ pocket	\$30.00
T-Shirt V-Neck	\$20.00
Smocks	\$50.00

- Items include embroidered NMWT logo
- Names embroidered on shirts are additional \$5.00
- Sizes XXL, 3XL, 4XL and up are an additional \$3.00
- Contact: Ivan Blomgren at (505)615-5096



Get order forms at club meetings from Ivan Blomgren or download from the website and turn in the completed order form(s) to Ivan with payment. *Orders are submitted on a quarterly basis and can be placed with Ivan up through the middle meeting of each quarter.*

Full payment for an order will need to be submitted with each order form before it can be processed! Order placement cut off dates for each quarter will be as follows:

ORDERS DUE TO IVAN THIS MONTH!!!

Quarter	Months	Order Meeting	Delivery Meeting
1st	Jan - Mar	February	March
2nd	Apr - Jun	May	June
3rd	Jul - Sept	August	September
4th	Oct - Dec	November	December

Contribute to High Desert Turning!

We would love your help with the monthly newsletter!

The NMWT's newsletter editor has submitted High Desert Turning to the AAW's 2020 and 2021 Best Chapter Newsletter Contest. Unfortunately for the NMWTs, High Desert Turning has not been selected in the top 3 chapters either year. However, the NMWT chapter website won 1st prize in 2020 for the Best Chapter Website Contest. So, we know it's possible to rank highly among the numerous chapters of the AAW. Much of the website content can be found in High Desert Turning.

So, now you ask, "What is in it for me?" Well, we will get to that. But first, **our ask is this:**

1. Submit a short snippet, article or outline of a shop tip or trick you use. You'll be surprised by how many folks will benefit from your personal idea or solution
2. Take 2, 3, 4 or 5 photos of your process, pieces or how your tip or trick comes together to illustrate how the membership can implement your idea in their shop
3. If appropriate, share credit where credit is due should you have benefited from a social media post, YouTube video or viewing an in-person demonstration

Here's what's in it for you:

1. You are inspiring dozens upon dozens of other turners implement shop solutions that ease their way and improve their flow and turning
2. You have ideas and solutions that many folks likely envy and would benefit from knowing. There's gratification in uplifting fellow turners
3. The club has a large tote of exotic, seasoned and figured timber that was acquired during lockdown and you will be free to select a piece of your choice for every published tip or trick. The tote has wonderful turning stock and you can rifle through it for your choice
4. We will include a NMWT club sticker with your selected piece of timber

Please consider contributing to the NMWT newsletter High Desert Turning! No tip too elementary and no trick too simple will go unpublished. We can all learn and gain confidence from others!
Send your contribution to news@nmwoodturners.org

NMWT SHIRT/CAP ORDER FORM

NAME _____ DATE _____

ADDRESS _____

TELEPHONE _____

Caps with Logo BX005: Color: (Dark Green, Red, Navy, Stone)

(Embroidery on Navy caps will be silver in place of black)

No. of caps @\$15 each _____ \$ _____

Long Sleeve Denim Shirt with Logo: Color: (Dark Denim, Light Denim, Washed Black)

Men M550 - Sizes: (S, M, L, XL), (2XL - 4XL add \$3)

M550T (Tall add \$6 each [in Men's size only])

Ladies M550W – Sizes: (S, M, L, XL), (2XL - 4XL add \$3)

No. of shirts @\$30 each _____ \$ _____

Short Sleeve Denim Shirt with Logo: Color: (Dark Denim, Light Denim, Washed Black)

Men M550S - Size: (S, M, L, XL), (2XL - 4XL add \$3)

No. of shirts @\$30 each _____ \$ _____

Short Sleeve Key West Performance Staff Shirt with Logo (Two Pockets):

Color: (White, Cloud Blue, Green Mist, Khaki, Navy)

Men M580 – Size: (S, M, L, XL), (2XL - 4XL add \$3)

Ladies M580W – Size: (S, M, L, XL), (2XL - 4XL add \$3)

No. of shirts @\$40 each _____ \$ _____

Polo Shirts w/ Pocket with Logo: Color: (White, Black, Forest, Campus Gold, Light Blue, Burgundy, Classic Navy, Classic Red, Electric Blue, Platinum)

Men 88181P - Size: (S, M, L, XL), (2XL - 4XL add \$3)

Ladies 78181P – Size: (S, M, L, XL), (2XL - 4XL add \$3)

No. of shirts @\$30 each _____ \$ _____

T-Shirts V-Neck with Logo: Color: (White, Black, Turquoise, Ocean Blue, Maroon, Navy, Red, True Royal, Silver)

Men 3005 - Size: (S, M, L, XL), (2XL - 4XL add \$3)

Ladies B6005 – Size: (S, M, L, XL), (2XL - 4XL add \$3)

No. of shirts @ \$20 _____ \$ _____

Name on garment is \$5 (no names on caps) X _____

Name _____ \$ _____

Extra Logo (**AWA**) \$5 X _____ \$ _____**Total** \$ _____

Rev.: 11/07/2020

Visit NMWoodturners.org to view the woodturning smock order form

****Membership Renewal – Now Online!****

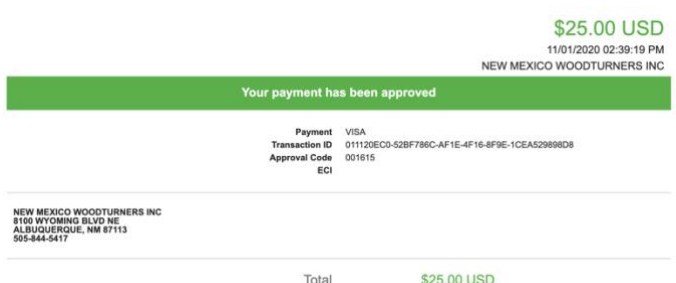
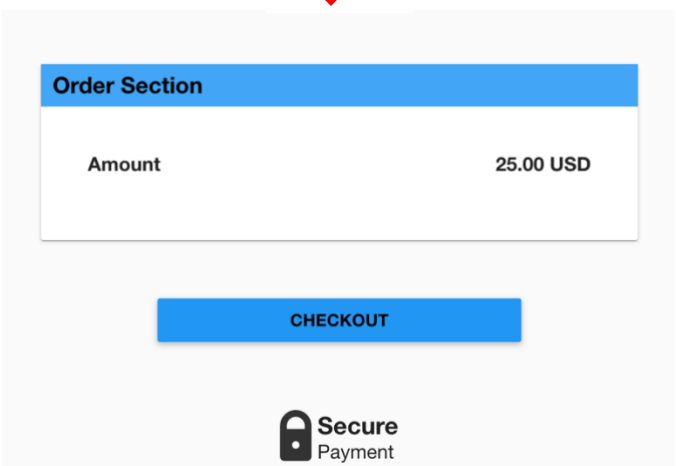
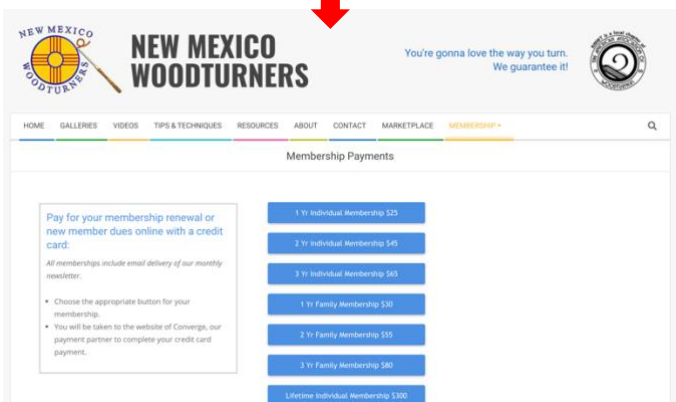
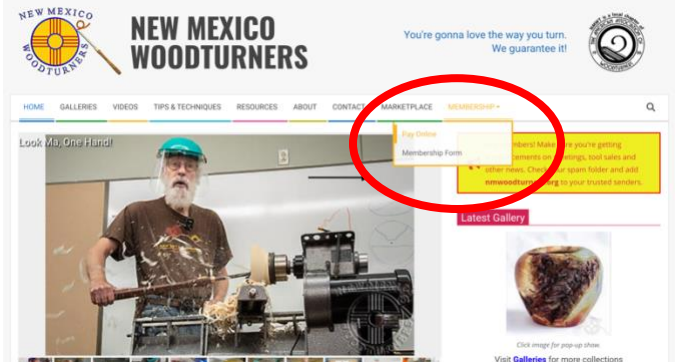
Web-Based Credit Card Dues Payment Now Available

Most of our NMWT memberships are currently set up on a calendar year basis with expirations at the end of December. So now is the time to start renewing memberships for 2021 and beyond for those who need to (your current membership expiration date should be listed on your membership card).

We are very pleased to announce that you can now pay your membership dues with a credit card on the NMWT website at <https://www.nmwoodturners.org/>. To access online dues payment, simply go to the new “Membership” tab near the top of the homepage and select “Pay Online” from the drop-down menu. This will take you to a secure website managed by Converge, our credit card service provider. There you will find a series of “Buy Buttons” that are clearly labeled with each membership dues option (i.e. 1 Yr Individual Membership \$25, 2 Yr Family Membership \$55, etc.) Simply select the dues option that you want and then hit the “Checkout” button. You will need to fill in all of the contact information on the payment processing page so that the Treasurer can confirm that our membership records are up to date and also so that he can send your new membership card by regular mail. Also, due to some reporting limitations of the Converge website, you will need to once again select the dues option you want from the drop-down menu labeled “Items Purchased”. Fill in your credit card information and hit the “Submit Payment” button to complete the transaction. You should receive an “Order Confirmation” with full details of your purchase by e-mail, and the Treasurer with mail your membership card to you. That’s all there is to it!

You can, of course, still mail a check along with current contact and e-mail information to our Treasurer, Tom Durgin at 39 Magic Valley Rd., Sandia Park, NM 87047. The easy way to do that is to go to that same new “Membership” tab on the NMWT homepage and select “Membership Form” from the drop-down menu. Fill in the form (PLEASE PRINT CLEARLY) and mail it to Tom with your check. Should you have any issues or questions regarding the new Credit Card payment system or if you are not sure if your membership expires at the end of 2020, feel free to call Tom at 505-688-1369 or e-mail him at f250tom@msn.com.

We hope that the new dues payment option encourages members to renew soon as the club has operated in the red for most of this year due to COVID and the resulting loss of normal revenue streams such as raffles, silent auctions, etc. It is also easier on the Treasurer if the membership renewals are spread out a bit rather than everyone waiting until the last minute to renew.



It's Your Turn... RETURNS!!!

What do a jeweler, astrophysicist and woodturner all have in common? Well, it's the New Mexico Woodturner's current president, Rick Judd! Those of you that have met and know Rick, have seen his wonderful nature and warm-hearted kindness. If you have only seen Rick on Zoom, then I strongly suggest that, when the time is right, you get to know Rick better. He also has an incredible talent for turning!

Rick's wood shop really shows his nature for organization and tidiness. If you share a similar affinity, you'll be tickled by Rick's way of demonstrating that there's a place for everything and everything is in its place. I know I really enjoyed the way Rick has his shop set up. You can see that his workflow centers around the lathe – the beast of a lathe!



Certainly a beauty, Rick's Robust is the centerpiece!



It's Your Turn

On the previous page, Rick's Robust American Beauty lathe is the workhorse of his shop. Rick has created an aluminum frame that houses some frequently used tools and accessories and allows him to use dust collection at the source with convenience and ease. We will nudge Rick to, perhaps, give us a more detailed snippet of his dust collection hood that blends in near the headstock (wink, wink). The photo at left, and on the bottom, is a closer view of Rick's lathe dust collection hood. Yes, the photo is just a teaser to make one's head scratch in attempt to piece together it's functionality. It's quite smooth and very clever. And just to the left of the lathe, at a location that promotes convenient use, Rick has his beastly Baldor grinder from his jeweler days. With plenty of light and all the jigs and fixtures at hand, there's no excuse for cutting with a dull tool. Rick's sharpening station is a marvelous corner by itself – I uttered many ooo's and aww's.

Other than the lathe in a turner's shop, the photo-finish runner-up is the bandsaw. Rick, not too long ago, added the massive Powermatic to his arsenal. Rick fears no log. To top it off (not pictured), it doesn't leak a bit of dust. Rick has fashioned a custom dust collection system for the bandsaw. At the click of a button, the bandsaw is essentially dustless with Rick's ingenuity for capturing the fine dust that bandsaws notoriously spew only rivaled by the miter saw it seems. Maybe I need to come out for some specific photos for a guest article on bandsaw dust collection, Rick (cough, cough).

Below, and to the left, shows Rick's organized turning stock nicely waxed or treated for preservation for when the Carter & Son gouges get to eat. If you've seen some of Rick's stellar work, you'll know that he very much likes figure, form and beautiful grain. Don't ask about the burl collection! Like our Armed Forces radioactive weaponry, it's behind lock and key miles below the surface of the earth's crust but on the east side of the mountains. 😊 Just below the wood storage shelves, at the ready for any flat work, is Rick's table saw, jointer and drum sander.

I hope you've enjoyed a quick peak into NMWT President Rick Judd's garage woodshop. Now there, you have shop goals!



Discount & Rebate Partners



www.albuquerqueexoticwoods.com
(505) 299-6945

NMWT members can get a 10% discount upon presenting a current membership card. Military and first responders also get a 10% discount.



(505) 924-2270

NMWT members receive Wholesale Prices. Rugby's has hardwoods, Thermofused Melamine, plywood, veneers, and furniture grade pine.



www.buildwithbmc.com
(505) 823-2200

NMWT members receive Wholesale Prices



CRAFT SUPPLIES USA
THE WOODTURNERS CATALOG

www.woodturnerscatalog.com

CSUSA offers a discount to members on large orders and has a club support program. Visit the web site or phone Kathy Lawrence at 1-800-551-8876

Penn State Industries

www.pennstateind.com

Register as a member of New Mexico Woodturner at Penn State Industries and automatically get 10% off (in addition to most other promos) your entire order !!! Yes! In effect, you will be doubling dipping on the discounts!!!

Register by sending an email to hy.d.tran@gmail.com with the name, address and email to which your Penn State catalogs are sent. Once you're registered, you'll automatically get 10% off every time you shop online (not applicable to phone or mail orders).



DENDROTECHNOLOGY
TIN SHED MILLWORKS

LIVE EDGE SLABS, TURNING BLANKS,
CUSTOM MILLING

(505) 980-6161 www.dendrosm.com

We offer 10% off our listed prices to members and give a free item from our oddments box or a turning blank to first time member customers.



**8100-M4 Wyoming Blvd. NE, #188
Albuquerque, NM 87113**
