



High Desert Turning

You're gonna love the way you turn.

You can do this. We guarantee it!

Membership details found within www.nmwoodturners.org



NMWT's Upcoming Monthly Meeting

Club Meetings are generally held 10:00 am to 12:30 pm on the first Saturday of the month



Who: Tom Durgin

Topic: Lidded Boxes

When: September 2nd @ 10:00 am MT

(In-person and online demo – Zoom session opens at 9:30 am)

Where: North Domingo Baca Multigenerational Center
7521 Carmel NE Albuquerque, NM 87113

Please see next page for more information
regarding guest speaker(s)

President's Turn

A u t h o r : T o m D u r g i n

NM Woodturners,

The time has arrived, you know State Fair time. There is a whole lot of activity this time of year, we have a club meeting coming up on 2 Sep, the fair starts 7 Sep and the big dates right now are Aug 25 & 26th. Those big dates are when we submit our turnings (and other items) to the fair for display.

I can't stress how important the whole fair is to the hobby, the craft, the art of woodturning! IF you have not seen a kids face light up with joy when you hand them a freshly turned top or other small item at the fair YOU ARE MISSING OUT! I love the fair, our display, talking with people, but nothing beats making a kid smile. Don't miss out this year, call Bill M now and get signed up.

You are a member of one of the top woodturning clubs anywhere. You know how we got that way? We got that way from your participation, give some time, once a month take an active role in your turning club. I'm looking forward to seeing more of you helping keep this club going strong.



Thomas Durgin - President



NMWT's Upcoming Monthly Meeting



A u t h o r : T o m D u r g i n

At this month's club meeting we are going to explore the endless possibilities for lidded boxes. Our very own Tom Durgin will take us step by step through the essential design decisions, show us how lidded boxes come in forms you never thought of, how they can be made from wood you think only belongs in the fireplace. Don't miss out on this one, lidded boxes here we come.



Future Programs/Activities

Oct 7th	Club Members	Christmas Ornaments
Nov 4th	Michael Mocho +Club Members	Design Concepts
Dec 2nd	Club Members	Gift Exchange & 2024 Planning

NMWT Monthly Board Meeting

Open to all Members

When: Sept 27th, 2023 @ 7:30 pm

Contact info@nmwoodturners.org or any board member for more info or the Zoom link

*** Attention Members ***

If you renewed your membership between 28 Feb and 8 Mar 2023 contact our Treasurer (Woody)

treasurer@nmwoodturners.org

There was a glitch with online renewal and 5 of you paid, but we didn't get your name or info.

Reflections from Last Month



S u r f a c e T r e a t m e n t s

A u t h o r : R e x F u n k

Surface Treatments

Rex Funk

August 5, 2023

Rex began his demonstration by discussing the differences between Craft and Art, and developing your abilities to imagine and implement your design ideas. He noted that craft is making things using skills, tools, and materials. Art involves inspiration, imagination and creativity. Like craft, art has its own language. He presented the 7 elements of art and the 8 elements of composition and recommended two short articles online which explain these concepts. Rex encouraged folks to read the articles, get in touch with their artistic side, and not be afraid to try new methods and techniques.

Demos:

Rex started off with a demonstration of a carved platter on which several colors of paint were applied with platter rotating slowly, and then they were spread via centrifugal force once the lathe was activated. This got lots of oohs and ahhs from the audience.

Next Rex ran a series of short demonstrations using power tools. He began with an angle grinder with a flap wheel and an Arbortech ball gouge, both of which left deep, distinctive embellishments on the wood.

He also demonstrated the use of an Arbortech rotary tool, which was very much like small angle grinder with carbide or high speed steel wheels.

He then showed the use of a die grinder, with carbide burrs and a rotary chisel and the texturing effects created by a wire wheel on a drill motor.

Finally, he demonstrated the Sorby and Wagner texturing tools, along with the Henry Taylor Decorating Elf. All of these tools are held stationary against the spinning vessel to create repeating designs. He showed that the angle at which the tool is held has a major impact on the designs created, and the pressure applied impacted the depth and clarity of the embellishment. Rex also demonstrated that multiple tools could be used in tandem, melding the different designs.



This is a lidded box with texture provided by the Sorby texturing tool(s), highlighted by stains.



This one is painted with centrifugal force

Reflections from Last Month



S u r f a c e T r e a t m e n t s

A u t h o r : R e x F u n k

Coloring

Nature's palette: Rex reminded the audience that wood comes in a variety of color & figure, which, when properly highlighted through turning technique, can enhance a turned piece without the use of added color. He pointed out that wood comes in shades of brown, yes, but also purple, orange, red, yellow, black, etc.

But if the maker wants to make the piece really “pop,” there are products that he has used to add additional color to a creation. Among his favorites is Jo Sonja paints, both regular and iridescent. These are water based and can be thinned and moved around with compressed air for a “cosmic cloud” effect.

He also uses Aniline dyes, which can be applied in a sequence of various colors, and India ink, which can be applied in very small areas and in a wide variety of colors to create designs (such as on basket illusions). And ebonizing wood (turning the wood black) can be done with paint, stain, ink, or burning.

Another of Rex's enhancements is the use of gilding crème, which tends to highlight just portions of the grain pattern, bringing them to the forefront. This is especially effective on open-grained woods like oak and ash, where the summer and winter growth rings are quite distinct.

Rex went on to demonstrate the use of copper paint and verdigris patina, where a vessel is painted with the former, and then the latter is sprayed on to turn the vessel a variegated green or turquoise color resembling antiquated and weathered copper more than wood.

He also showed how to apply metal leaf for a totally different metallic appearance, one in which none of the grain can be seen beneath the color. Use of leaf, or gilding, produces a shinier surface that reflects light far more effectively than paint or stain.

And finally, Rex showed how to create designs on vessels using pyrography or wood burning, using a wide variety of pen tips – some even shop made to get just the right appearance. Wood burning can be used to create figures or designs on the surface, and it can be used to fill in space to create contrast in color and texture.



Here is a shallow, broad brim bowl with stain and copper leaf



Ebonized hollowform with filding crème to distinguish the grain

Reflections from Last Month



S u r f a c e T r e a t m e n t s

A u t h o r : R e x F u n k



NM Woodturners Sign up



New Mexico State Fair

B y : B i l l M a n t e l l i

As in previous years, our display and demonstrations will be in the Creative Arts Building.

Entries will be accepted on Friday August 25 and Saturday August 26 9:00 am to 5:00 pm both days. To see the Premium Book (State Fair and NMWT rules) online, go to Expo NM, click on State Fair, under Participate click on Competitions, click on Creative Arts, scroll down to 2023 Premium Books, scroll down to woodturners and click one more time and you are there.

Starting in 2021 the NM State Fair Commission charges a \$5 per person entry fee for all Creative Arts entrants. Our Board of Directors has again determined that we will reimburse the \$5 entry fee to all NMWT members entering in the woodturning section.

The State Fair is a fantastic opportunity to show the public some of the useful and beautiful things we create from a chunk of wood. It also provides an opportunity for us to promote the New Mexico WoodTurners.

Entering a turning, or any number of turnings, gets you a written critique of every entry by some of the best turners in New Mexico, and you may even win a ribbon or two.

If you are a member of the American Association of Woodturners or become a member, (you can join instantly online) you can demonstrate at the fair. Our insurance for demonstrators is through the AAW.

The State Fair provides the venue and the ribbons and the NMWT's provide about 460 man/hours to make it all work. **WE NEED YOUR HELP**

The fair provides free parking, and free admission, and if you request it, transportation for you and your tools to and from the parking lot. Albuquerque Exotic Woods will Provide turning blanks suitable for turning tops, goblets, small end grain bowls, small boxes, bottle stoppers, etc. Or you can bring your own wood and turn whatever you like. When you are in the neighborhood stop by AEW and thank Johnathan for his generosity.

The State Fair is a great opportunity to promote our organization, but we need volunteers to do it.

Look over the sign-up sheets and then call me at (505) 400-0266 ASAP to ensure you get the time slots you want. The sign-up sheets will also be available at the July 1 and August 5 meetings. Entrance tickets, parking passes, Demonstrator and Video Monitor Information will be available at the September 2 meeting. Can't make the meeting, call me.

Thanks for volunteering,

Bill Mantelli State Fair Coordinator

NM Woodturners Sign up



New Mexico State Fair

B y : B i l l M a n t e l l i

New Mexico State Fair 2023

NEW MEXICO WOODTURNERS

Demonstrator Sign-Up



DAY	DATE	TURNING DEMONSTRATOR						VIDEO MONITOR		
		Lathe #1			Lathe #2			9:30am-1:30pm	1:00-4:30pm	4:00-8:00pm
		9:30am-1:30pm	1:00-4:30pm	4:00-8:00pm	9:30am-1:30pm	1:00-4:30pm	4:00-8:00pm			
Thursday	Sept. 7									
Friday	Sept. 8									
Saturday	Sept. 9	X			X			X		
Sunday	Sept. 10									
Monday	Sept. 11									
Tuesday	Sept. 12									
Wednesday	Sept. 13									
Thursday	Sept. 14									
Friday	Sept. 15									
Saturday	Sept. 16									
Sunday	Sept. 17									

Contact Bill Mantelli for open
volunteer slots 505-400-0266

NOTE: Due to insurance requirements, turning demonstrators must be a member of AAW.

Bill Mantelli (505) 400-0266

NM Woodturners Sign up



New Mexico State Fair

B y : B i l l M a n t e l l i

NEW MEXICO WOODTURNERS 2023

State Fair Volunteers

Woodturning Check-In 9:00 am – 5:00 pm

Day	Date	Name	<u>Name</u>
Fri.	Aug. 25		
Fri.	Aug. 25		
Sat.	Aug. 26		
Sat.	Aug. 26		

Photographer, Aide, & Display Set-up

Day	Date	Name
Wed.	Aug. 30	
Wed.	Aug. 30	
Wed.	Aug. 30	
Wed.	Aug. 30	

Judges & Aides 9:00 am – 5:00 pm

Day	Date	Judge	Aide	Youth	Novice	Inter	Advanced	Professional
Mon.-Tue.	Aug. 28, 29							
Mon.-Tue.	Aug. 28, 29							
Mon.-Tue.	Aug. 28, 29							
Mon.-Tue.	Aug. 28, 29							

Contact Bill Mantelli for open
volunteer slots 505-400-0266

Equipment Crew

Day	Date	Lathe/Equip. Set-Up/Dismantle
Wed.	Aug. 30	
Wed.	Aug. 30	
Wed.	Aug. 30	
Wed.	Aug. 30	
Mon.	Sept. 18	Return Equip. to Storage

Pick-Up Entries 9:00 am - 5:00 pm

Day	Date	Name
Mon.	Sept. 18	
Mon.	Sept. 18	
Mon.	Sept. 18	

BILL MANTELLI (505) 400-0266

Event



Studio Tour

P r o v i d e d b y P a t r i c i a A p t

[Link Here for Map of the Tour](#)




SANDHEARTS
ARTISTS

**20th Annual
Studio Art Tour**

September 9&10, 2023

SAT & SUN 10a.m.-5p.m.



Rocky Mountain WoodTurning Symposium



21st Annual Event

B y : D o u g S c h n e i t e r

[Link](#)

21st ANNUAL ROCKY MOUNTAIN WOODTURNING SYMPOSIUM

September 15-17²⁰ 23
Loveland, Colorado

42 demonstrations
16 presenters
Hands-on Instruction
Trade show (tools, lathes, wood & more)
Gallery & Sale of Wood Art

Learn more and register at:
rmwoodturningsymposium.com

Rocky Mountain Woodturning Symposium

When: September 15-17, 2023

Where: The Ranch McKee Building
 5280 Arena Cir, Loveland, CO 80538

Cost: Registrations by August 31st include a T-Shirt & Sunday Lunch

BY JUNE 1ST

\$195 Individual / \$365 Couple / \$105 Saturday Only

BY AUGUST 31ST

\$220 Individual / \$415 Couple / \$130 Saturday Only

AFTER AUGUST 31ST / ONSITE (NO T-SHIRT OR SUNDAY LUNCH)

\$220 Individual / \$415 Couple / \$130 Saturday Only

WITH PROOF (ID)

\$150 Teachers / \$100 Student 18-25 / \$40 under 18

See our website for details & to register:

rmwoodturningsymposium.com



@ROCKYMTNWOODTURNINGSYMPOSIUM



ROCKY MOUNTAIN WOODTURNERS

Featured Demonstrators:

David Ellsworth
 Melissa Engler
 Mark Gardner
 Keith Gotschall
 Yann Marot
 Laurent Niclot
 Graeme Priddle

Regional Demonstrators:

Kailee Bosch
 Martin Christensen
 Jessica Edwards
 John Giem
 Dave Landers
 Don Prorak
 Tod Raines
 Pat Scott
 Jeff Wyatt

Silent Auction

C o n t a c t : N M W T T r e a s u r e r

We love to have nifty items or pieces of timber that can be auctioned at our next meeting to support the Scholarship Fund.

Potential ideas include rough turned bowls, gouges gathering dust, seasoned blanks or turning accessories.

Your contributions go to benefit the **Red Hollenbach Scholarship Fund** which is used to reduce the cost for members to attend professional demonstrator's hands-on sessions.



If you are seeking an handcrafted donation for your charitable organization, please email a request to: info@nmwoodturners.org

NMWT on Social Media



The New Mexico Woodturners are on Facebook and YouTube



Facebook is just one way to share your work. However, it's also a great platform to ask questions, request constructive criticism and rub shoulders with other turners.

Various members of the NMWTs moderate the social media accounts and promote the craft and our club actively on these outlets.

A number of the Facebook group members are not NMWT members and that's okay! However, by our NMWT membership being active on social media we can also share the benefits of club membership, promote club activities and foster relationships with turners around the globe.

Please join the Facebook group, subscribe to the YouTube channel and watch us grow turning!

Newsletter Submission

Got a great idea, tip, or trick that you'd like to share?

We'd like to read about it.

What do you need to do?

Write up a description, brief or in-depth, and include a few photos if possible to better detail your idea.

If you like or use a certain webpage or a YouTube channel, please write about and site your source.

Please send articles to news@nmwoodturners.org

Disclaimer: Articles submitted aren't guaranteed a spot in the next issue, but they will be published if educational criteria is met and as it fits organizational needs.



Newsletter

Submission

Deadline

S
e
p
25th

Green Wood

The Green Wood Committee is always on the hunt for greenwood, and we all can agree, woodturners hate to see any good pieces go to a landfill. If you have some greenwood to share, please contact either chair member below for coordination. Our members love greenwood and there are endless possibilities and projects that can be done with it.



Green Wood Chairs

Joe "Stretch" Cole

480-216-3580

jt.cole@hotmail.com

Help Needed

Beads of Courage – NMWT's 2023 Challenge

Our Challenge and Goal: **For each club member to take the time and heart to make at least one Beads of Courage Box during 2023**

What is Beads of Courage?

Beads of Courage (BOC) is the NMWT's Community Service Project.

Beads of Courage, Inc. is a 501 (c) (3) tax exempt organization working in partnership with the American Association of Woodturners (AAW).

[Official Guide to Beads of Courage – Woodturners Wanted](#)

This is Local!

Our Beads of Courage Bowls are taken directly to UNMH Children's Cancer Facility here in Albuquerque for local patients. However, some bowls can also be sent to a National collection point in Tucson, Arizona.

UNMH Children's Cancer Facility has been treating nearly one hundred seriously ill cancer youngsters each year. For each medical treatment a child receives, he or she gets a bead which they can then keep in their bowl, hence Beads of Courage Bowls. The children do receive a bag to put their beads in, but a Beads of Courage Bowl is far more special and reflective of the hard work to beat cancer!

NMWT currently produces approximately 8 bowls a year and it would be great to see that number increase exponentially.

For more information regarding the program, where to purchase beads, or where to deliver your finely crafted bowl, please see:



BOC Website



BOC Chair / Contacts

Scott Eckstein (NMWT BOC Contact)

505-270-0516

seemee911@gmail.com

Brianna Hayes (UNM Certified Life Specialist)

505-991-8501

bnhayes@salud.unm.edu

Abby Walker (UNM Certified Life Specialist)

505-991-8501

abCWalker@salud.unm.edu

Women in Turning



A u t h o r : P a t r i c i a A p t

What is “Women in Turning” (WIT), and why does it exist? WIT is a committee of the American Association of Woodturners (AAW), bringing together women worldwide who share a passion for woodturning. Our local chapter of the AAW, the NMWT, has under its umbrella a local WIT committee of approximately 12 members.

How did WIT get started? Following is an excerpt from an interview with Linda Ferber that was published in the latest WIT Newsletter: “WIT first started at the AAW Phoenix symposium in 2014, when a small group of about 20 women met to discuss women’s issues within AAW. There was consensus that something was needed to make women feel more welcome within the woodturning community and AAW. Some of the ideas that came out of that meeting were a virtual women’s chapter, a newsletter, a committee within AAW, and an active social media presence.”

These ideas have come to fruition. In 2015 the AAW established the Women in Turning (WIT) committee to focus on women’s issues. There is a virtual chapter via the WIT homepage on the AAW website. The committee publishes a newsletter 4 times a year (available on the WIT homepage of the AAW website). And we have a Facebook group with over 2,700 members.

(Continued on the next page)

What we offer is access to the AAW site and wonderful monthly magazine, and a group of engaged and enthused turners!

Join the private

[Facebook](#) group page [Women in Turning](#) to get ideas & support. AAW membership is not required.

Women in Turning (WiT) -- The

AAW strives to deliver the publications and services that our members need to grow, connect, explore, and thrive in the areas of woodturning that are important to them.

[Guest Membership](#)

ALSO – join the AAW with a guest membership so you can see what else WiT and AAW

By signing up for a complimentary Guest membership, you can have access to AAW resources for a full 60 days. You will be able to explore what the AAW has to offer, kick our tires, and hopefully decide to become a full-fledged, paid AAW member to benefit from everything the AAW has to offer.



L o c a l W i T C o n t a c t s

Patricia Apt (NMWT's WiT Liaison)	505-401-4442	papt625@gmail.com
Nancy Matteson	801-694-6866	namatteson@hotmail.com
Kay Grant	661-599-1832	wykayg@gmail.com
Erin Perry O'Donnell	505-926-1693	erin@dovetailworkshop.com

Women in Turning



A u t h o r : P a t r i c i a A p t

The first order of business of the new committee was to write a mission statement. It is as follows:

“WIT is dedicated to encouraging and assisting women in their pursuit of woodturning, to sharing ideas and processes to further members’ skills and creativity, and to increasing participation of women in the field of woodturning.”

The NMWT WIT committee invites all women interested in woodturning to join our local WIT chapter. We generally meet in the afternoon of the 3rd Sunday of the month, except for August, November and December. Our meetings usually include hands-on work and range from skill improvement to projects and sometimes demonstrations.

To learn more about WIT go to:

<https://www.woodturner.org/Woodturner/Woodturner/WIT/>

Women in Turning

Try out an American Association of Woodturners (AAW) membership for 3 months!!

We know you will be hooked!

AAW Membership Application

WIT (Women in Turning) is "dedicated to encouraging and assisting women in their pursuit of turning, sharing ideas and processes to further member's skills and creativity, and increasing participation of women in the field of woodturning."

The AAW WIT Committee agrees that to further this mission, we can work with chapters to help grow the number of women in AAW. Currently, women comprise less the 9% of AAW membership.

To encourage women to join AAW, the WIT Committee offers a limited number of WIT sponsored half price AAW memberships to women for a one-year, full "General" AAW membership.

Eligibility To be eligible, a grant recipient must be a woman and who has never previously been a member of AAW.

Process Only the chapter AAW WIT Liaison, Patricia Apt, chapter president or vice-president may request the grant. After we've received the application, the recipient will be sent a promotional code with instructions on how to use the code in applying for an AAW membership. If you have questions, please email wit@woodturner.org.

Limitations

If the nominee is a new member of a local chapter (within the last two months), WIT will pay 100% of the AAW membership.

If the nominee has been a member of a local chapter for more than two months, WIT will pay 50% of the AAW membership.

If the nominee is not a member of a local chapter, WIT will pay 50% of the AAW membership.

Grants are currently limited to no more than two women, per chapter, per quarter.

Quarters end January 31, April 30, July 31, and October 31. Based on the number of requests, this limitation may change.

We hope that this offer will be an incentive for new women woodturners to join your chapter.

[Click Here for AAW Specials for WIT](#)



Beginner's Turn**The End of the Beginning****A u t h o r : S t e v e J o h n s o n**

I have been Woodturning for about two and a half years now. What started out as an interest in lathes as an alternative to making cabinets, has turned into almost a part time job. I spend more time during the waking hours either turning, or setting up to turn something or, and this is where I spend a majority of my time, educating myself as to the art, science, and craft of woodturning. I had no idea, when I started, how complex, how deep, how wide ranging, the subject of woodturning would turn out to be. Now to be fair, I have been retired for this period of time and so have some free time to devote to this activity.

This subject is by far the most challenging, difficult, frustrating, and rewarding activity that I have ever attempted (other than raising kids that is). I have self taught myself everything I know about woodturning. Hundreds of hours on YTube, books, articles, demos. Without YTube, I would have never gotten as far as I have. I must give credit to three people that have helped me along the way. Lots of time in the shop, learning, making, and learning some more.

So why am I telling you all of this? Well, because I now feel that I have somewhat lost the feeling of being a true beginning woodturner. Am I an expert? NOOOO, I am NOT an expert. That takes years and years of full time work. Thousands of hours at the lathe and the grinder. Tons of sandpaper and gallons of finish. I will never probably achieve that level in what is left of my lifetime. I started too late.

I have written several articles for the Newsletter in an attempt to convey my experiences as a beginning woodturner in the hope that someone out there in the club, who is a beginner, would be helped along from my experiences.

From now on my articles will be written from the perspective of someone that does have some experience now, that has turned a couple of hundred projects of all types, made many many mistakes, but still must keep going, learning more every day, and to some, appreciate what I have done. Hopefully these articles will help a wider audience.

Until next month, and a new era, have a great day and:

“Have fun at the lathe!”

Article



Prickly Pear Vein Pen

A u t h o r : J e r r y L o n g b o t h a m



Cigar pen kit

Two part epoxy, slow cure.

Long cleaning process to strip flesh from prickly pear cactus.

Testers paint on brass tubes of kit.

Bleach veins

Wrap veins and glue to tube

Place in silicone form, pour clear epoxy

Put in pressure pot.

Turn and polish epoxy to shape

Assemble kit.

Take a long breath. Very satisfying project, definitely not a fast project.

Photo Gallery



Instant



Bill Gorman Cherry Lidded Box



Bill Zerby Antique Walnut Bowl & Birch Spoon Handmade

Please send gallery photos by the 3rd Saturday of the month to
gallery@nmwoodturners.org

Photo Gallery



Instant



Bill Zerby Ash Aged in the Sun
Calabash Bowl



Bill Zerby Butter Press and
Ulu Knife



Bill Zerby Display Hand Carved Walnut Bowl Birch Spoon

Please send gallery photos by the 3rd Saturday of the month to
gallery@nmwoodturners.org

Photo Gallery



Instant



Bill Zerby Display Ulu & Butter Press Design



Bob Rocheleau Segmented Lidded Vase Walnut and Maple

Please send gallery photos by the 3rd Saturday of the month to
gallery@nmwoodturners.org

Photo Gallery



Instant



Bob Rocheleau Spalted Walnut Bowl with Turquoise Inlay



Bob Rocheleau Tea Lights



Please send gallery photos by the 3rd Saturday of the month to
gallery@nmwoodturners.org

Photo Gallery



Instant



John Spitzenberger Alabaster Hollow Form



Larry Linford Swirl Fluted Walnut Hollow Form

Please send gallery photos by the 3rd Saturday of the month to
gallery@nmwoodturners.org

Photo Gallery



Instant



Ray Davis Segmented Bowl Walnut and Maple

Please send gallery photos by the 3rd Saturday of the month to
gallery@nmwoodturners.org

These photos can be found in the Galleries section on NMWT's webpage

Photo Gallery



Instant



Tom Durgin Mulberry Minis



Unknown First Bowl

Please send gallery photos by the 3rd Saturday of the month to
gallery@nmwoodturners.org

Marketplace

Title of Your Ad Here

Description of your Ad

Picture of your
Advertisement

Contact info for your Ad

Rough-Turned Bowls for Sale

David Hallman has hundreds of rough-turned bowls, in various woods, including cherry, china berry, walnut, sycamore, mimosa, sassafras, and mesquite. Some are natural edge (with and without bark), others are cut edge. Sizes range from four inches up to fifteen inches wide, shallow up to six inches tall. Asking one dollar up to twenty five dollars for the larger sizes. Volume discounts. Located in Silver City.

Contact David at (575)654-0299
or mesquitedave@gmail.com



Title of Your Ad Here

Description of your Ad

Picture of your
Advertisement

Contact info for your Ad

Bridge for Sale



This is a sample marketplace posting.

We welcome members to use this space for anything related to woodturning. There is no charge for listing an item. Ads will run for about one month.

To request a listing, send item and contact info to sale@nmwoodturners.org. Your ad will be reviewed and posted as quickly as possible.

*** You must be an NMWT member to post ads ***

See our Marketplace section on our website for better photos

2022 Elected Officers, Directors & Committee Chairs

President



Tom Durgin
505-688-1369

Vice President



Larry Linford
505-870-1601

Treasurer



Woody Stone
828-808-7876

Secretary



Sally Breedon
505-352-0159

State Fair



Bill Mantelli
505-400-0266

Membership



Tom McLarty
505-298-3790

Webmaster



Lead Video



Derek Roff
505-438-1820

Email Administrator



Hy Tran
505-459-8132

Member-at-Large



Ron Bahm
505-881-8845

Equipment & Workshops Beads of Courage Chair



Scott Eckstein
505-270-0516

Logistics



Bob "Rocky" Rocheleau
505-235-9002


SEEKING

Green wood help

Please speak to a board member regarding any of these positions

2022 Elected Officers, Directors & Committee Chairs

Raffle Coordinator



Dean Cross
575-644-8945

Special Workshops



John Ellis
505-463-7750

Green Wood Manager(s)



Green Wood Manager(s)



Joe "Stretch" Cole
480-216-3580

Past President



Rick Judd
612-280-8300

Newsletter Designer



Traci Durgin
news@nmwoodturners.org
505-688-1370

Apparel Manager



Cindy Edgecomb
505-615-7307

Photographer




Nancy Matteson
gallery@nmwoodturners.org
801-694-6866

Mentors

Bill Zerby

505-263-6632
Rio Rancho – NM
528 & Southern



Basic spindle turning
& tool sharpening

Scott Kershaw

406-274-2931
Rio Rancho –
Unser & Westside



Basic woodturning skills to
include bowls, plates, platters,
spindle projects; Green wood
processing, coring and twice
turning; Tool sharpening and
lathe maintenance

Hy Tran

505-459-8132
Albuquerque –
Paseo & Ventura



Beginner and Novice
woodturning

John Ellis

505-463-7750
Placitas



Basic turning, plates,
tools & handles

Larry Linford

505-870-1601
Albuquerque



Basket illusion turning
and embellishment

Bob "Rocky" Rocheleau

505-235-9002
Albuquerque – NE Heights



Segmenting and bowl
turning

Free to NMWT members: give a Mentor a call!

*****WE ARE ALWAYS SEEKING NEW MENTORS*****

Mentors

Rick Judd

612-280-8300
East Mountain



Hollow forms, bowls,
lidded boxes, burls,
natural edge

Ron Bahm

505-881-8845
Albuquerque – NE
Heights



Pen turning, beginning
segment construction,
beginner woodturning

Ray Davis

505-221-4622
Rio Rancho, NM – NW side
raylindavis@r-davis.com



Open and closed Segment
bowls. Stave Bowls, Bowl
turning. Pens.

I have a heated and a/c shop
with 2 lathes ready to go.

YOUR NAME

Your phone #
Your location



What can you offer?
Help us fill this space

YOUR NAME

Your phone #
Your location



What can you offer?
Help us fill this space

YOUR NAME

Your phone #
Your location



What can you offer?
Help us fill this space

Free to NMWT members: give a Mentor a call!

*****WE ARE ALWAYS SEEKING NEW MENTORS*****

Quick Reference List

(Printer Friendly Version)

2022 NMWT Elected Officers, Directors & Committee Chairs


news@nmwoodturners.org

President	Tom Durgin	505-688-1369	Newsletter Editor	Help Needed	
Vice President	Larry Linford	505-870-1601	Newsletter Designer	Traci Durgin	
Treasurer	Woody Stone	828-808-7876	Photographer(s)	Nancy Matteson	801-694-6866
Secretary	Sally Breeden	505-352-0159	Raffle Coordinator	Dean Cross	575-644-8945
State Fair	Bill Mantelli	505-400-0266			
Membership	Tom McLarty	505-298-3790	Equip/Workshops	Scott Eckstein	505-270-0516
Webmaster	Dave Stein	505-266-0356	Green Wood	Help Needed	
Lead Video	Derek Roff	505-438-1820	Green Wood	Joe "Stretch" Cole	480-216-3580
Email Administrator:	Hy Tran	505-459-8132	Logistics	Bob Rocheleau	505-235-9002
Member-at-Large	Ron Bahm	505-881-8845	Special Workshops	John Ellis	505-463-7750
Past President	Rick Judd	612-280-8300	Apparel Manager	Cindy Edgecomb	505-615-7307

Quick Reference List for Mentors

Free to NMWT members: give a Mentor a call!

Bill Zerby Rio Rancho – NM 528 & Southern	➡	505-263-6632	➡	Basic spindle turning & tool sharpening
Hy Tran Albuquerque – Paseo & Ventura	➡	505-459-8132	➡	Beginner and novice woodturning
John Ellis Placitas	➡	505-463-7750	➡	Basic turning, plates, tools & handles
Larry Linford Albuquerque	➡	505-870-1601	➡	Basket illusion turning and embellishment
Rick Judd East Mountain	➡	615-280-8300	➡	Hollow forms, bowls, lidded boxes, burls, natural edge
Ron Bahm Albuquerque – NE Heights	➡	505-881-8845	➡	Pen turning, beginning segment construction, beginner woodturning
Bob "Rocky" Rocheleau Albuquerque – NE Heights	➡	505-235-9002	➡	Segmenting and bowl turning
Ray Davis Rio Rancho – NW side.	➡	505-221-4622	➡	Open and closed Segment bowls. Stave Bowls, Bowl turning. Pens.
Scott Kershaw Rio Rancho – Unser & Westside	➡	406-274-2931	➡	Basic woodturning skills to include bowls, plates, platters, spindle projects; Green wood processing, coring and twice turning; Tool sharpening and lathe maintenance.

Members are always welcome to contact the people on the mentor list for guidance to better turning ideas and techniques

WE ARE ALWAYS SEEKING NEW MENTORS

Membership Renewal

Membership Dues

Membership dues renewals are due on or before the last day of the month in which the member's current membership term expires. Members who do not renew within thirty (30) days after their membership expiration date will no longer have access to member privileges and will no longer receive the monthly newsletter. Annual dues are as follows:



One year: \$25 for an individual; \$30 for a family
 Two Years: \$45 for an individual; \$55 for a family
 Three Years: \$65 for an individual; \$80 for a family
 Lifetime: \$300 for an individual; \$350 for a family

Additional Fees

1. An individual member who subsequently adds family members will pay the difference between the individual dues and the family dues rate for the remainder of that membership year (i.e., a one-year individual member adding family members would pay an additional \$5.00 dues for the remainder of the membership year).
2. A member requiring a mailed copy of the monthly newsletter will pay an additional \$10 per year to cover cost of mailing.

Renew Online

We are very pleased to announce that you can now pay your membership dues with a credit card on the NMWT website at:

<https://www.nmwoodturners.org/>.

To access online dues payment, simply go to the new "Membership" tab near the top of the homepage and select "Pay Online" from the drop-down menu. This will take you to a secure website managed by Converge, our credit card service provider. There you will find a series of "Buy Buttons" that are clearly labeled with each membership dues option. Simply select the dues option that you want and then hit the "Checkout" button.

You will need to fill in all of the contact information on the payment processing page so that the Treasurer can confirm that our membership records are up to date and also so that he can send your new membership card by regular mail. Also, due to some reporting limitations of the Converge website, you will need to once again select the dues option you want from the drop-down menu labeled "Items Purchased". Fill in your credit card information and hit the "Submit Payment" button to complete the transaction. You should receive an "Order Confirmation" with full details of your purchase by e-mail, and the Treasurer will mail your membership card to you. That's all there is to it!

[Web-Based Credit Card Dues Payment Now Available](#)

Renew by Mail

You can, of course, still mail a check along with current contact and e-mail information to our **Treasurer, Woody Stone, at 2 Blue Corn Ct. Sandia Park, NM 87047.**

The easy way to do that is to go to that same new "Membership" tab on the NMWT homepage and select "Membership Form" from the drop-down menu.

Fill in the form (**PLEASE PRINT CLEARLY**) and mail it to Woody with your check. Should you have any issues or questions regarding the new Credit Card payment system or if you are not sure if your membership expires at the end of 2020, feel free to call Woody at 828-808-7876 or e-mail him at eesphoto492@gmail.com.



Scan our QR code to access our webpage



How to Contribute to High Desert Turning

The NMWT's newsletter editor has submitted High Desert Turning to the AAW's 2020 and 2021 Best Chapter Newsletter Contest. Unfortunately for the NMWT, High Desert Turning has not been selected in the top 3 chapters either year. However, the NMWT chapter website won 1st prize in 2020 for the Best Chapter Website Contest. So, we know it's possible to rank highly among the numerous chapters of the AAW. Much of the website content can be found in High Desert Turning.

So, now you ask, "What is in it for me?" Well, we will get to that. But first, our ask is this:

Submit a short snippet, article or outline of a shop tip or trick you use. You'll be surprised by how many folks will benefit from your personal idea or solution. Take 2, 3, 4 or 5 photos of your process, pieces or how your tip or trick comes together to illustrate how the membership can implement your idea in their shop. If appropriate, share credit where credit is due should you have benefited from a social media post, YouTube video or viewing an in-person demonstration.

Please consider contributing to the NMWT newsletter High Desert Turning! No tip too elementary and no trick too simple will go unpublished. We count on you to make our newsletter awesome. Please send your contribution to news@nmwoodturners.org

Here's what's in it for you:

You are inspiring dozens upon dozens of other turners implement shop solutions that ease their way and improve their flow and turning. You have ideas and solutions that many folks likely envy and would benefit from knowing. There's gratification in uplifting fellow turners.

The club has a large tote of exotic, seasoned and figured timber that was acquired during lockdown and you will be free to select a piece of your choice for every published tip or trick. The tote has wonderful turning stock and you can rifle through it for your choice.

NMWT's Logo Apparel

Caps (Baseball)	\$15
Long Sleeve Denim Shirt	\$30
Short Sleeve Denim Shirt	\$30
Short Sleeve Snap Shirt	\$30
Polo (golf) Shirt w/Pockets	\$30
T-Shirt V-Neck	\$20
Smocks	\$50

Items include embroidered NMWT logo

Names embroidered on shirts are additional \$5.00

Sizes XXL, 3XL, 4XL and up are an additional \$3.00

Contact: info@nmwoodturners.org

Get order forms at the club meetings or use the links below to access the order forms. Once completed, turn your form in to a board member with payment. *Orders are submitted on a quarterly basis.*

Full payment for an order will need to be submitted with each order form before it can be processed! Order placement cut off dates for each quarter will be as follows:



Order Info

NMWT Shirt/Cap Form

NMWT Smock Order Form

Quarter	Months	Order Meeting	Delivery Meeting
1st	Jan-Mar	Feb	Mar
2nd	Apr-Jun	May	Jun
3rd	Jul-Sept	Aug	Sept
4th	Oct-Dec	Nov	Dec

Discount & Rebate Partners

DAKOTA

Dakota Hardwoods -

Albuquerque, NM

3700 Singer Blvd. NE, Suite A, Albuquerque,
NM 87109

Office: 505-644-WOOD (9663)

Monday-Friday: 8:00am - 5:00pm

Saturday-Sunday: Closed

Say you are with the NMWT for a discount.



NMWT members receive Wholesale Prices. Rugby's has hardwoods, Thermofused Melamine, plywood, veneers, and furniture grade pine.

Penn State Industries

your wood turning & dust collection source | 1-800-377-7297

www.pennstateind.com

Register as a member of New Mexico Woodturner at Penn State Industries and automatically get 10% off (in addition to most other promos) your entire order !!! Yes! In effect, you will be doubling dipping on the discounts!!!

Register by sending an email to hy.d.tran@gmail.com with the name, address and email to which your Penn State catalogs are sent. Once you're registered, you'll automatically get 10% off every time you shop online (not applicable to phone or mail orders).



DENDROTECHNOLOGY
TIN SHED MILLWORKS

(505) 980-6161 www.dendrotsm.com

LIVE EDGE SLABS, TURNING BLANKS, CUSTOM MILLING

We offer 10% off our listed prices to members and give a free item from our oddments box or a turning blank to first time member customers.



**8100-M4 Wyoming Blvd. NE, #188
Albuquerque, NM 87113**
