



# High Desert Turning

You're gonna love the way you turn.

We guarantee it!

Membership details  
found within

[www.nmwoodturners.org](http://www.nmwoodturners.org)



## NMWT's Upcoming Monthly Meeting

**Club Meetings are generally held 10:00 am to 12:30 pm on the first Saturday of the month**



**Who: Rick Judd**

**Topic: Bottle Stopper Turning – Novice to Expert**

**When: Nov 5th @ 10:00 am MT**

(In-person and online demo - zoom session opens at 9:30 am).

**Where: North Domingo Baca Multigenerational Center  
7521 Carmel NE Albuquerque, NM 87113**

**\*\*\*Please Note: Masks are required for in-person demo\*\*\***

**Please see next page for more information regarding guest speaker(s)**

## President's Turn

**A u t h o r : T o m D u r g i n**

Hello New Mexico Woodturners,

The last time I wrote I warned you all that time is running short on Christmas gifts, hope you didn't miss the October meeting. I want to thank Nancy and Patricia, I learned a bunch watching them and something totally new with that Reifendrehen or German ring turning.

We are again fortunate coming Saturday 5 Nov and Rick Judd is going to teach us bottle stoppers start to finish. Another great gift for the holidays and something you can make without a huge time investment. I'm ready for Rick, his demo and to see all of you.

I hope you've thought about the NMWT club officers for 2023. On 5 Nov we will be voting in the new President, Vice President, Secretary and Treasurer. It matters, it is your club, your participation is what makes NMWT the awesome club it is.

One last thing for you to think about, our December club get together is the gift exchange (details coming your way soon) and planning for 2023 meetings.

It is time for us to put some thought into NMWT club officers for next year. Rick Judd is heading up our nominations, if you are interested or what to nominate someone now's the time. The initial nominations will be made at the Oct board meeting, final nominations and elections at the November club meeting.

Thanks for being a member, thanks for being a part of meetings and our events. You make NMWT great and I am thankful to be a member.

Remember, masks are mandatory for in person meetings like our next get together 5 Nov.



Thomas Durgin - President



## NMWT's Upcoming Monthly Meeting

### New Mexico Woodturners' Meeting on Nov 5th

Rick Judd will be demonstrating how to turn bottle stoppers. This will be a great skill builder event for all level of turners as he turns an inlaid stopper and a natural edge burl stopper. Demo will cover beginning to end... wood selection, holding options, drilling, threading versus inserts, hardware options, turning and finishing options. And Bonus Time if you are looking for holiday gift ideas.



## Future Programs/Activities

\*\*\*Masks are required for in-person demo\*\*\*

**Dec**

Gift Exchange & 2023 Planning

### Pens for the Troops

Look at what we can do when we come together! Here is what 231 Pens for the Troops looks like.




### NMWT Monthly Board Meeting

Open to all Members

When: Nov 28th, 2022 @ 7:30 pm

Contact [info@nmwoodturners.org](mailto:info@nmwoodturners.org) or any board member for more info or the Zoom link



Thanks for  
supporting  
NMWT

**Take Note**

2023 Officer Nominations due now,  
elections at the Nov club meeting.

Don't forget the Christmas gift  
exchange at the Dec club meeting.

**A Message from Eddie Bell**

I don't know if this is something of interest but I have purchased Stuhr BT 10 balancer. Many of us have CBN grinding wheels. Mine didn't come well balanced. I tried to balance them with a cheap balancer but the Stuhr is much better. The better balanced the wheels the longer they will last. Perhaps others would like to balance their CBN wheels and I would be willing to hold a workshop for any member interested to bring their CBN wheels to my shop and I will help them balance them. Contact Eddie at [ebell7500@comcast.net](mailto:ebell7500@comcast.net)

**2022 Christmas Ornament Challenge**

1. Alan Stratton from [www.AsWoodTurns.com](http://www.AsWoodTurns.com) is organizing the annual Christmas Challenge

Entry Time: November

How: Make an ornament – Send in a picture.

Judging: Public and host

Prizes: 4 grand prizes from \$100 to \$250

Everyone: Vendor Sponsors offering coupons and discounts to everyone submitting an ornament

2. For your club. As we did last year. The 3 clubs with the most members entering an ornament will receive a zoom demonstration by Alan Stratton

The challenge is a lot of fun every year. You may combine the challenge with your own club challenge.

If anyone needs inspiration, the pictures at [www.OrnamentChallenge.com](http://www.OrnamentChallenge.com) will absolutely make it happen.

**Newsletter Submission**

**Got a great idea, tip, or trick that you'd like to share?**

**We'd like to read about it.**

**What do you need to do?**

Write up a description, brief or in-depth, and include a few photos if possible to better detail your idea.

If you like or use a certain webpage or a YouTube channel, please write about and site your source.

Please send articles to [news@nmwoodturners.org](mailto:news@nmwoodturners.org)

Disclaimer: Articles submitted aren't guaranteed a spot in the next issue, but they will be published if educational criteria is met and as it fits organizational needs.

Newsletter  
**Submission**  
Deadline

**N  
O  
V**

**21st**

## Reflections from Last Month

A u t h o r : N a n c y M a t t e s o n

The October 2022 NMWT meeting demonstrations were by Patricia Apt and Nancy Matteson, both members of NMWT. The emphasis of these demonstrations was turning ornaments for Christmas trees and as holiday decorations. Patricia is a long-time member, known for her miniature turned pieces and for making her own tools, demonstrated making small tree and snowman ornaments. She provided a handout with easy-to-follow directions for measuring and laying out the design on a prepared blank spindle. The handout also provides complete information on the turning steps and tools used.



1 Start with a 4 1/2" long by 1 3/4" x 2" blank.



2 Use spindle roughing gouge and turn to nearly round but leave enough material to turn a tenon.



3 Turn blank end to end and re-mount with tenon in chuck. Finish turning to a uniform 1-5/8" diameter.



4 Measure & mark blank 2-1/2" from right end.



5 Use spindle roughing gouge to cut uniform 'cone' shape from mark on blank to a diameter of about 3/16" on right end of 'cone'.



6 Lay out and mark for three equal segments 3/4" long and 3/8" long at the smallest diameter. Use the long point of skew to make "V" cuts at each of the pencil marks about 1/8" deep.



7 Use spindle gouge to make sweeping cuts from left to right on each segment swinging the tool handle through an arc to make each segment a curved section. Shape oval ball at tree tip.



8 Use long point of skew to cut a dimple into end of ornament for centering hanger eye later. Do all sanding thru final 400 grit between points before next step. If you sand AFTER tree trunk is cut, you will break it.



9 Use the 1/4" parting tool to cut the tree trunk to length of just a little over 1/2" and a diameter of about 3/16". (use the width of the 1/4" parting tool to judge the approximate 1/2" trunk length)

Page 7



## Reflections from Last Month

A u t h o r : N a n c y M a t t e s o n

The tree ornaments are turned in one piece and can be left natural or painted and Patricia showed how to insert a small screw ring in the top for ease of attaching an ornament hook or string loop.

She also brought an example of a snowman holiday decoration, quickly demonstrating the layout and turning techniques she used and providing a handout with a diagram of the measurements used on the prepared blank.

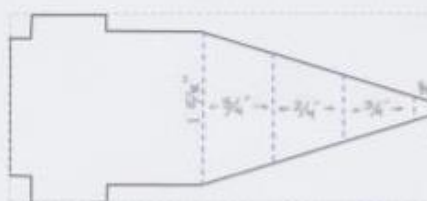
The snowman ornament has a top hat, turned separately and attached after the turning portion is completed, and carrot nose that was simply a trimmed and painted toothpick. Coal eyes, buttons and smile are hand painted with acrylics onto the ornament as finishing touches.

Nancy Matteson showed an example of a wreath ornament, turned off-center, and introduced a turning technique called Reifendrehen, or German Ring Turning. Ring turning is an old Ore Mountain folk art tradition used to produce a large number of decorations or small wooden toys, mostly used for holiday decorations. The process can result in simple to extremely complex designs carved into a ring on a lathe and can be either solid or hollow.

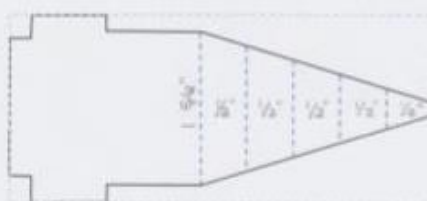


Christmas Tree and Snow diagrams by Patricia Apt Oct. 1, 2022

3 Tier Christmas Tree blank 4 1/8" by 1 1/4" - 2"



5 Tier Christmas Tree blank 4 1/8" by 1 1/4" - 2"



Snowman blank 5" by 1 1/4"



Unfinished wreath decoration using off-center turning technique



## Reflections from Last Month

A u t h o r : N a n c y M a t t e s o n





## Reflections from Last Month

A u t h o r : N a n c y M a t t e s o n

### RING TURNED CHRISTMAS ORNAMENTS



### 2014 CHRISTMAS TREES



### 2015 GINGERBREAD BOY



### 2016 WREATH



## Green Wood

The Green Wood Committee is always on the hunt for greenwood, and we all can agree, woodturners hate to see any good pieces go to a landfill. If you have some greenwood to share, please contact either chair member below for coordination. Our members love greenwood and there are endless possibilities and projects that can be done with it.



## Green Wood Chairs

Joe "Stretch" Cole

480-216-3580

[jt.cole@hotmail.com](mailto:jt.cole@hotmail.com)

Mark Edgren

505-596-9279

[Mark.edgren@gmail.com](mailto:Mark.edgren@gmail.com)

## Beads of Courage – NMWT's 2022 Challenge

### Our Challenge and Goal:

**For each club member to take the time and heart to make at least one Beads of Courage Box during 2022**

### What is Beads of Courage?

Beads of Courage (BOC) is the NMWT's Community Service Project. Beads of Courage, Inc. is a 501 (c) (3) tax exempt organization working in partnership with the American Association of Woodturners (AAW).

[Official Guide to Beads of Courage – Woodturners Wanted](#)

### This is Local!

Our Beads of Courage Bowls are taken directly to UNMH Children's Cancer Facility here in Albuquerque for local patients. However, some bowls can also be sent to a National collection point in Tucson, Arizona.

UNMH Children's Cancer Facility has been treating nearly one hundred seriously ill cancer youngsters each year. For each medical treatment a child receives, he or she gets a bead which they can then keep in their bowl, hence Beads of Courage Bowls. The children do receive a bag to put their beads in, but a Beads of Courage Bowl is far more special and reflective of the hard work to beat cancer!

**NMWT currently produces approximately 8 bowls a year and it would be great to see that number increase exponentially.**

For more information regarding the program, where to purchase beads, or where to deliver your finely crafted bowl, please see:



BOC Website



## BOC Chair / Contacts

Scott Eckstein (NMWT BOC Contact)

505-270-0516

[seemee911@gmail.com](mailto:seemee911@gmail.com)

Brianna Hayes (UNM Certified Life Specialist)

505-991-8501

[bh Hayes@salud.unm.edu](mailto:bh Hayes@salud.unm.edu)

Abby Walker (UNM Certified Life Specialist)

505-991-8501

[abCWalker@salud.unm.edu](mailto:abCWalker@salud.unm.edu)





## Women in Turning

**A u t h o r : L a u r i e W a t e r s**

The New Mexico Women in Turning group met at Dovetail at 1:00 on Sunday, October 16th. In attendance were Nancy Matteson, Laurie Waters, Cindy Edgecomb, Kelly Frey, Kay Grant, and Shana Lane. After a short discussion touching on the availability of woodturning T-shirts and smocks sized for women, we were then honored to have professional turner Bill Zerby demonstrate sharpening techniques.

Bill is one of the original founders of the New Mexico Woodturners and generously passes on his expertise by mentoring members. You can see an example of his work in front of the Albuquerque Isotopes Stadium; he turned the giant baseball bats.

He began his demonstration with a discussion of different tool metals, including carbon steel, and the HSS steels M2, M4 and variations. He included a discussion of cryogenic steel treatments and how sintering creates a more uniform distribution of heavy elements in the melt. He warned us about sharpening carbide tools, explaining how they can badly clog up your expensive CBN wheels. Most interesting was his endorsement of learning how to make your own tools, and his wide-ranging search for steels, from cannibalizing old tools to modern online sources. And learn to turn your own handles! He also brought and discussed a number of tools, both purchased, and others made himself. Including a great Alan Lacer skew, which several of us own. No one should be afraid of a skew!

His discussion of the slow-speed grinder offered tips on the best wheels, favoring the steel CBN type (check out <https://woodturnerswonders.com/>). Ceramic wheels can be dangerous when hidden cracks are present; always tap these wheels with a metal rod before using. If you get a 'clunk' rather than a clear bell-like ring, throw it away! You don't want it exploding in the middle of a sharpening session. CBN wheels don't have this problem. Bill then moved on to discuss the Wolverine sharpening system, and his method of measuring the 2" extension needed after inserting the tool into the Vari-grind jig. He recommended the use of a black sharpie on the tool surface to make sure the wheel will fully touch the tool bevel while grinding to your desired angle. After demonstrating, he had members sharpen some of their favorite tools under his direction, and particularly

Continued on the next page



### What we offer is access to the AAW site and wonderful monthly magazine, and a group of engaged and enthused turners!

#### Join the private

[Facebook](#) group page  
[Women in Turning](#) to  
get ideas & support.  
AAW membership is  
not required.

#### Women in Turning (WiT) -- The

AAW strives to deliver the  
publications and services that our  
members need to grow, connect,  
explore, and thrive in the areas of  
woodturning that are important  
to them.

[Guest Membership](#)

**ALSO – join the AAW  
with a guest  
membership** so you  
can see what else WiT  
and AAW

By signing up for a complimentary Guest membership, you can have access to AAW resources for a full 60 days. You will be able to explore what the AAW has to offer, kick our tires, and hopefully decide to become a full-fledged, paid AAW member to benefit from everything the AAW has to offer.

## L o c a l W i T C o n t a c t s

Patricia Apt (NMWT's WiT Chair)

505-401-4442

[papt625@gmail.com](mailto:papt625@gmail.com)

Nancy Matteson

801-694-6866

[namatteson@hotmail.com](mailto:namatteson@hotmail.com)

Kay Grant

661-599-1832

[wykayg@gmail.com](mailto:wykayg@gmail.com)

Erin Perry O'Donnell

505-926-1693

[erin@dovetailworkshop.com](mailto:erin@dovetailworkshop.com)

## Silent Auction

C o n t a c t : N M W T T r e a s u r e r

We love to have nifty items or pieces of timber that can be auctioned at our next meeting to support the Scholarship Fund.

Potential ideas include rough turned bowls, gouges gathering dust, seasoned blanks or turning accessories.

**Your contributions go to benefit the Red Hollenbach Scholarship Fund which is used to reduce the cost for members to attend professional demonstrator's hands-on sessions.**



If you are seeking an handcrafted donation for your charitable organization, please email a request to: [info@nmwoodturners.org](mailto:info@nmwoodturners.org)

## WiT (Continued)

A u t h o r : L a u r i e W a t e r s

discussed the fingernail Ellsworth grind for bowl gouges. He also covered keeping tools sharp after grinding with simple credit-card hones.

We finally ended after 3 hours with Bill, and very much hope he will come back in the future. He even offered to host us in his shop for a play date with his equipment.

## NMWT on Social Media



### The New Mexico Woodturners are on Facebook and YouTube



Various members of the NMWTs moderate the social media accounts and promote the craft and our club actively on these outlets.

Facebook is just one way to share your work. However, it's also a great platform to ask questions, request constructive criticism and rub shoulders with other turners.

A number of the Facebook group members are not NMWT members and that's okay! However, by our NMWT membership being active on social media we can also share the benefits of club membership, promote club activities and foster relationships with turners around the globe.

Please join the Facebook group, subscribe to the YouTube channel and watch us grow turning!

## Women in Turning

Try out an American Association of Woodturners (AAW) membership for 3 months!!

**We know you will be hooked!**

### AAW Membership Application

WIT (Women in Turning) is "dedicated to encouraging and assisting women in their pursuit of turning, sharing ideas and processes to further member's skills and creativity, and increasing participation of women in the field of woodturning."

The AAW WIT Committee agrees that to further this mission, we can work with chapters to help grow the number of women in AAW. Currently, women comprise less than 9% of AAW membership.

To encourage women to join AAW, the WIT Committee offers a limited number of WIT sponsored half price AAW memberships to women for a one-year, full "General" AAW membership.



**Eligibility** To be eligible, a grant recipient must be a woman and who has never previously been a member of AAW.

**Process** Only the chapter AAW WIT Liaison, Kay Grant and Sally Breeden, chapter president or vice-president may request the grant. After we've received the application, the recipient will be sent a promotional code with instructions on how to use the code in applying for an AAW membership. If you have questions, please email wit@woodturner.org.

### Limitations

If the nominee is a new member of a local chapter (within the last two months), WIT will pay 100% of the AAW membership.

If the nominee has been a member of a local chapter for more than two months, WIT will pay 50% of the AAW membership.

If the nominee is not a member of a local chapter, WIT will pay 50% of the AAW membership.

Grants are currently limited to no more than two women, per chapter, per quarter.

Quarters end January 31, April 30, July 31, and October 31. Based on the number of requests, this limitation may change.

**We hope that this offer will be an incentive for new women woodturners to join your chapter.**

[Click Here for AAW Specials for WIT](#)





## Beginner's Turn

# The Role of Touch in Woodturning for Beginners

A u t h o r : S t e v e J o h n s o n



When I first started turning, I knew nothing of lathes, lathe speeds, how wood reacted to being turned at high speeds (to me anyway), or anything else really about how to shape wood on a spinning machine. Of course the first project I tried was a pen. Of all things, spinning around at a lathe speed of over 3000 RPM. The LAST thing I wanted to do was touch it while the pen blank was spinning around in front of me with shavings going all over the place, hitting me in the face etc. etc.

However, as I started to turn projects that weren't turning at 3000 RPM and the more YouTube videos I watched, especially from the Masters like Richard Raffan, I noticed that these people did a LOT of touching and feeling the wood as they turned it. Either in support or something else I did not quite understand at the time. The slower I turned and the more experience I gained, the more I started to touch and feel what the wood was doing.

It turns out that touching and feeling what the wood is doing, either moving or still, is a critical and vital part of woodturning in general in my opinion. Because it turns out that woodturning as a craft and art form has a lot to do with touch. Except for the exotic and pure art forms found in galleries behind glass cases, everybody I have ever observed around custom woodturnings wants to pick the piece up, touch it, hold it in their hands, feel the finish, and get a tactile feel for the item being observed. How does it feel in your hands, when you hold it?

If you watch Richard Raffan carefully, he shapes his pieces just as much by feel as by sight. He is constantly touching the wood as he turns or sands or for that matter finishes whatever he is working on. Yes, he depends on sight and sound as well, but up close, he depends on the feelings in his hands to guide what he is doing. In this article I am not talking about the feel through the tool on the toolrest, I am talking about directly touching the wood.

The more woodturning I do, the more I want to feel with my hands what the wood is doing. I would strongly suggest to any beginning woodturner to start as early as possible to get a feeling for what the wood is doing. Touch the wood as it turns. Maybe start out going very slowly so you don't scare yourself. Feel the curves you are creating. Feel the finish of the wood as you go along. Learn what smooth or rough means to you. When is it time to sand based on feel as well as sight. As a result, your woodturning will become more nuanced, more sophisticated and much more pleasing both to you and whoever you would give or sell it to, that much quicker.

And don't forget: Have fun with your lathe!!



## Photo Gallery

### Instant Photo Gallery



Wide brimmed bowl



Closed form



Small bowl



Rimmed bowl

Please send gallery photos by the 3<sup>rd</sup> Saturday of the month to  
[gallery@nmwoodturners.org](mailto:gallery@nmwoodturners.org)

## Photo Gallery

### Instant Photo Gallery



Holiday trees for meeting demo



Cherry lidded box



Snowman for meeting demo

Please send gallery photos by the 3<sup>rd</sup> Saturday of the month to [gallery@nmwoodturners.org](mailto:gallery@nmwoodturners.org)



## Photo Gallery

### Instant Photo Gallery



Cedar platter



Beads of Courage Bowl

Thank you for  
the submissions!

Please send gallery photos by the 3<sup>rd</sup> Saturday of the month to  
[gallery@nmwoodturners.org](mailto:gallery@nmwoodturners.org)

\*These photos can be found in the Galleries section on NMWT's webpage\*

## Marketplace

### Jet lathe and Nova chuck set for sale

Bud Latven (bud@latven.com) has a Jet 1221VS (new), and comprehensive accessories, including 2 3" faceplates, 1 6" faceplate, 4 toolrests, a OneWay live center system, several drive centers, knockout bar and faceplate wrench—all for \$800.

Bud also has a Nova G3 chuck (1"x8 thread) with 6 sets of jaws in different sizes, all for \$125.



### Delta Air Cleaner

**Part number 50-868 with remote control**



**\$250.00**  
which is  
half the  
going price.

Contact Jack Henning

henning8402@msn.com

### Woodturning Tools for Sale

Josie Dominguez has some turning tools for sale.

Her number is 575-520-0533

Her email is [yosidoming@gmail.com](mailto:yosidoming@gmail.com)



### Oliver lathe and tools for sale

Contact [philhopi@gmail.com](mailto:philhopi@gmail.com)

See our Marketplace section on our website for better photos

## Marketplace

### Rough-Turned Bowls for Sale

David Hallman has hundreds of rough-turned bowls, in various woods, including cherry, china berry, walnut, sycamore, mimosa, sassafras, and mesquite. Some are natural edge (with and without bark), others are cut edge. Sizes range from four inches up to fifteen inches wide, shallow up to six inches tall. Asking one dollar up to twenty five dollars for the larger sizes. Volume discounts. Located in Silver City.

Contact David at (575)654-0299

or [mesquitedave@gmail.com](mailto:mesquitedave@gmail.com)



### Figured maple board wanted Derek and Dawn Roff

Dawn and I are hoping to find a wide board of birdseye or highly figured maple, to complete the highly figured woodwork in our kitchen. We would like to find a board 10" wide or more, 5' long or more, and at least 1/2" thick. If you have such a board (or boards) in your stash and would be willing to part with it for money, or trade it for other wood, please contact us at 505-438-1820

### Lathe: Jet 1642

w/ attached light pole providing movable lighting as well as additional electrical sockets for such things as sanders. It is a 110 motor.

Offered at \$1500.

Contact: John Vogel

[jvogel20@icloud.com](mailto:jvogel20@icloud.com) or 505 239-8850 - call or text both acceptable



I have a new unused 8" 600 grit 5/8" arbor 1.5" wide radius edge CBN wheel for sale \$100 or best offer.

Rick Judd  
612-280-8300



See our Marketplace section on our website for better photos



## 2022 Elected Officers, Directors & Committee Chairs

### President



Tom Durgin  
505-688-1369

### Vice President & Wit Chair



Patricia Apt  
505-401-4442

### Treasurer



Woody Stone  
828-808-7876

### Secretary



Sally Breedon  
505-352-0159

### State Fair



Bill Mantelli  
505-400-0266

### Membership



Tom McLarty  
505-298-3790

### Webmaster



Brad Carvey  
505-856-4033

### Lead Video



Derek Roff  
505-438-1820

### Email Administrator



Hy Tran  
505-459-8132

### Member-at-Large



Ron Bahm  
505-881-8845

### Equipment & Workshops Beads of Courage Chair



Scott Eckstein  
505-270-0516

### Logistics



Bob "Rocky" Rocheleau  
505-235-9002

# SEEKING


## NEWSLETTER EDITOR

## LIBRARIAN

Please speak to a board member regarding any of these positions

## 2022 Elected Officers, Directors & Committee Chairs

### Raffle Coordinator



Dean Cross  
575-644-8945

### Special Workshops



John Ellis  
505-463-7750

### Green Wood Manager(s)



Mark Edgren  
509-596-9279

### Green Wood Manager(s)



Joe "Stretch" Cole  
480-216-3580

### Past President



Rick Judd  
612-280-8300

### Newsletter Designer



Traci Durgin  
[news@nmwoodturners.org](mailto:news@nmwoodturners.org)  
505-688-1370

### Apparel Manager



Cindy Edgecomb  
505-615-7307

### Photographer(s)



Bert & Kay Grant  
[galler@nmwoodturners.org](mailto:galler@nmwoodturners.org)  
661-599-0116

## Did you know we have a Library?

**DVD Rental:** A good selection of educational DVDs  
are available for check out during club meetings.


Please use and return DVD's in one month if possible and donate \$1.00 for each DVD  
checked out to help with expenses. If you encounter any problems with DVD's, please  
notify the librarian of those problems.

# LIBRARY

## Mentors

### Bill Zerby

505-263-6632  
Rio Rancho – NM  
528 & Southern



Basic spindle turning  
& tool sharpening

### YOUR NAME

Your phone #  
Your location



What can you offer?  
Help us fill this space

### Hy Tran

505-459-8132  
Albuquerque –  
Paseo & Ventura



Beginner and Novice  
woodturning

### John Ellis


505-463-7750  
Placitas



Basic turning, plates,  
tools & handles

### Larry Linford

505-870-1601  
Albuquerque



Basket illusion turning  
and embellishment

### Bob “Rocky” Rocheleau

505-235-9002  
Albuquerque – NE Heights



Segmenting and bowl  
turning

**Free to NMWT members: give a Mentor a call!**

**\*\*\*WE ARE ALWAYS SEEKING NEW MENTORS\*\*\***



## Mentors

### Rick Judd

615-280-8300  
East Mountain



Hollow forms, bowls,  
lidded boxes, burls,  
natural edge

### Ron Bahm

505-881-8845  
Albuquerque – NE  
Heights



Pen turning, beginning  
segment construction,  
beginner woodturning

### Ray Davis

505-221-4622  
Rio Rancho, NM – NW side  
[raylindavis@r-davis.com](mailto:raylindavis@r-davis.com)



Open and closed Segment  
bowls. Stave Bowls, Bowl  
turning. Pens.

I have a heated and a/c shop  
with 2 lathes ready to go.

### YOUR NAME

Your phone #  
Your location



What can you offer?  
Help us fill this space

### YOUR NAME

Your phone #  
Your location



What can you offer?  
Help us fill this space

### YOUR NAME

Your phone #  
Your location



What can you offer?  
Help us fill this space

**Free to NMWT members: give a Mentor a call!**

**\*\*\*WE ARE ALWAYS SEEKING NEW MENTORS\*\*\***

# Quick Reference List

(Printer Friendly Version)

## 2022 NMWT Elected Officers, Directors & Committee Chairs


[news@nmwoodturners.org](mailto:news@nmwoodturners.org)

President	Tom Durgin	505-688-1369	Newsletter Editor	Help Needed	
Vice President	Patricia Apt	505-401-4442	Newsletter Designer	Traci Durgin	
Treasurer	Woody Stone	828-808-7876	Photographer(s)	Bert & Kay Grant	661-599-0116
Secretary	Sally Breeden	505-352-0159	Raffle Coordinator	Dean Cross	575-644-8945
State Fair	Bill Mantelli	505-400-0266	Librarian	Help Needed	
Membership	Tom McLarty	505-298-3790	Equip/Workshops	Scott Eckstein	505-270-0516
Webmaster	Dave Stein	505-266-0356	Green Wood	Mark Edgren	509-596-9279
Lead Video	Derek Roff	505-438-1820	Green Wood	Joe "Stretch" Cole	480-216-3580
Email Administrator:	Hy Tran	505-459-8132	Logistics	Bob Rocheleau	505-235-9002
Member-at-Large	Ron Bahm	505-881-8845	Special Workshops	John Ellis	505-463-7750
Past President	Rick Judd	612-280-8300	Apparel Manager	Help Needed	

## Quick Reference List for Mentors

Free to NMWT members: give a Mentor a call!

Bill Zerby Rio Rancho – NM 528 & Southern	➡	505-263-6632	➡	Basic spindle turning & tool sharpening
Hy Tran Albuquerque – Paseo & Ventura	➡	505-459-8132	➡	Beginner and novice woodturning
John Ellis Placitas	➡	505-463-7750	➡	Basic turning, plates, tools & handles
Larry Linford Albuquerque	➡	505-870-1601	➡	Basket illusion turning and embellishment
Rick Judd East Mountain	➡	615-280-8300	➡	Hollow forms, bowls, lidded boxes, burls, natural edge
Ron Bahm Albuquerque – NE Heights	➡	505-881-8845	➡	Pen turning, beginning segment construction, beginner woodturning
Bob "Rocky" Rocheleau Albuquerque – NE Heights	➡	505-235-9002	➡	Segmenting and bowl turning
Ray Davis Rio Rancho – NW side.	➡	505-221-4622	➡	Open and closed Segment bowls. Stave Bowls, Bowl turning. Pens.

Members are always welcome to contact the people on the mentor list for guidance to better turning ideas and techniques

\*\*\*WE ARE ALWAYS SEEKING NEW MENTORS\*\*\*

## Membership Renewal

### Membership Dues

Membership dues renewals are due on or before the last day of the month in which the member's current membership term expires. Members who do not renew within thirty (30) days after their membership expiration date will no longer have access to member privileges and will no longer receive the monthly newsletter. Annual dues are as follows:



One year: \$25 for an individual; \$30 for a family  
 Two Years: \$45 for an individual; \$55 for a family  
 Three Years: \$65 for an individual; \$80 for a family  
 Lifetime: \$300 for an individual; \$350 for a family

### Additional Fees

1. An individual member who subsequently adds family members will pay the difference between the individual dues and the family dues rate for the remainder of that membership year (i.e., a one-year individual member adding family members would pay an additional \$5.00 dues for the remainder of the membership year).
2. A member requiring a mailed copy of the monthly newsletter will pay an additional \$10 per year to cover cost of mailing.

### Renew Online

We are very pleased to announce that you can now pay your membership dues with a credit card on the NMWT website at:

<https://www.nmwoodturners.org/>

To access online dues payment, simply go to the new "Membership" tab near the top of the homepage and select "Pay Online" from the drop-down menu. This will take you to a secure website managed by Converge, our credit card service provider. There you will find a series of "Buy Buttons" that are clearly labeled with each membership dues option. Simply select the dues option that you want and then hit the "Checkout" button.

You will need to fill in all of the contact information on the payment processing page so that the Treasurer can confirm that our membership records are up to date and also so that he can send your new membership card by regular mail. Also, due to some reporting limitations of the Converge website, you will need to once again select the dues option you want from the drop-down menu labeled "Items Purchased". Fill in your credit card information and hit the "Submit Payment" button to complete the transaction. You should receive an "Order Confirmation" with full details of your purchase by e-mail, and the Treasurer will mail your membership card to you. That's all there is to it!

[Web-Based Credit Card Dues Payment Now Available](#)

### Renew by Mail

You can, of course, still mail a check along with current contact and e-mail information to our **Treasurer, Woody Stone, at 2 Blue Corn Ct. Sandia Park, NM 87047.**

The easy way to do that is to go to that same new "Membership" tab on the NMWT homepage and select "Membership Form" from the drop-down menu.

Fill in the form (**PLEASE PRINT CLEARLY**) and mail it to Woody with your check. Should you have any issues or questions regarding the new Credit Card payment system or if you are not sure if your membership expires at the end of 2020, feel free to call Woody at 828-808-7876 or e-mail him at [eesphoto492@gmail.com](mailto:eesphoto492@gmail.com).



Scan our QR code to access our webpage





## How to Contribute to High Desert Turning

The NMWT's newsletter editor has submitted High Desert Turning to the AAW's 2020 and 2021 Best Chapter Newsletter Contest. Unfortunately for the NMWT, High Desert Turning has not been selected in the top 3 chapters either year. However, the NMWT chapter website won 1<sup>st</sup> prize in 2020 for the Best Chapter Website Contest. So, we know it's possible to rank highly among the numerous chapters of the AAW. Much of the website content can be found in High Desert Turning.

**So, now you ask, "What is in it for me?" Well, we will get to that. But first, our ask is this:**

Submit a short snippet, article or outline of a shop tip or trick you use. You'll be surprised by how many folks will benefit from your personal idea or solution. Take 2, 3, 4 or 5 photos of your process, pieces or how your tip or trick comes together to illustrate how the membership can implement your idea in their shop. If appropriate, share credit where credit is due should you have benefited from a social media post, YouTube video or viewing an in-person demonstration.

**Please consider contributing to the NMWT newsletter High Desert Turning! No tip too elementary and no trick too simple will go unpublished. We count on you to make our newsletter awesome. Please send your contribution to [news@nmwoodturners.org](mailto:news@nmwoodturners.org)**

### Here's what's in it for you:

You are inspiring dozens upon dozens of other turners implement shop solutions that ease their way and improve their flow and turning. You have ideas and solutions that many folks likely envy and would benefit from knowing. There's gratification in uplifting fellow turners.

The club has a large tote of exotic, seasoned and figured timber that was acquired during lockdown and you will be free to select a piece of your choice for every published tip or trick. The tote has wonderful turning stock and you can rifle through it for your choice.

## NMWT's Logo Apparel

Caps (Baseball)	\$15
Long Sleeve Denim Shirt	\$30
Short Sleeve Denim Shirt	\$30
Short Sleeve Snap Shirt	\$30
Polo (golf) Shirt w/Pockets	\$30
T-Shirt V-Neck	\$20
Smocks	\$50

### Items include embroidered NMWT logo

Names embroidered on shirts are additional \$5.00. Sizes XXL, 3XL, 4XL and up are an additional \$3.00.

Contact: [info@nmwoodturners.org](mailto:info@nmwoodturners.org)

Get order forms at the club meetings or use the links below to access the order forms. Once completed, turn your form in to a board member with payment. *Orders are submitted on a quarterly basis.*

Full payment for an order will need to be submitted with each order form before it can be processed! Order placement cut off dates for each quarter will be as follows:



### Order Info

### NMWT Shirt/Cap Form

### NMWT Smock Order Form

Quarter	Months	Order Meeting	Delivery Meeting
1st	Jan-Mar	Feb	Mar
2nd	Apr-Jun	May	Jun
3rd	Jul-Sept	Aug	Sept
4th	Oct-Dec	Nov	Dec

## Discount & Rebate Partners

# DAKOTA

**Dakota Hardwoods - Albuquerque, NM**

3700 Singer Blvd. NE, Suite A, Albuquerque, NM 87109

Office: 505-644-WOOD (9663)

Monday-Friday: 8:00am - 5:00pm

Saturday-Sunday: Closed



NMWT members receive Wholesale Prices. Rugby's has hardwoods, Thermofused Melamine, plywood, veneers, and furniture grade pine.

Say you are with the NMWT for a discount.

**Penn State Industries**  
your wood turning & dust collection source | 1-800-377-7297

[www.pennstateind.com](http://www.pennstateind.com)

Register as a member of New Mexico Woodturner at Penn State Industries and automatically get 10% off (in addition to most other promos) your entire order !!! Yes! In effect, you will be doubling dipping on the discounts!!!

Register by sending an email to [hy.d.tran@gmail.com](mailto:hy.d.tran@gmail.com) with the name, address and email to which your Penn State catalogs are sent. Once you're registered, you'll automatically get 10% off every time you shop online (not applicable to phone or mail orders).



**DENDROTECHNOLOGY**  
TIN SHED MILLWORKS

(505) 980-6161 [www.dendrotsm.com](http://www.dendrotsm.com)

**LIVE EDGE SLABS, TURNING BLANKS, CUSTOM MILLING**

We offer 10% off our listed prices to members and give a free item from our oddments box or a turning blank to first time member customers.



**8100-M4 Wyoming Blvd. NE, #188  
Albuquerque, NM 87113**

---

---

---