



High Desert Turning

You're gonna love the way you turn.

Membership details
found within

We guarantee it!

www.nmwoodturners.org



NMWT's Upcoming Monthly Meeting

Club Meetings are generally held 10:00 am to 12:30 pm on the first Saturday of the month



Pic: Spindle Gouge

Who: Rick Judd (remotely), Derek Roff, Hy Tran, & Bill Zerby

Topic: Sharpening Your Tools

When: May 7th, 2022 10:00 am MT

(In-person and online demo - zoom session opens at 9:30 am).

Where: North Domingo Baca Multigenerational Center

7521 Carmel NE Albuquerque, NM 87113

*****Masks are required for in-person demo*****

Please see next page for more information regarding guest speaker(s)

The President's Turn

A u t h o r : D o n R o d e n

I trust that all of you are doing well. I have several topics on my mind as I write this.

1. We had a great day on April 9th Turning Pens for the Troops. We had some new members that were there and several experienced turners who did some great teaching. The new turners, once they got started, did not want to stop. In all, 68 pens were turned by 10 people in 5 hours. I appreciate all that were there for this great day, and I think a fun time was had by all.

2. Kay Grant just finished an Introduction to Turning Class at Dovetail. One thing that I heard and have heard from people that I have taught in this Introduction Classes is, "I watched YouTube Videos and it is not anything like a hands-on session." Now while Covid is not over, we will be working on getting some professional demonstrators to come for in person meeting demonstrations and some hands-on classes before and or afterwards for you to have a chance to work with them and expand your skills. I am asking many of you that have some experience, to become mentors to our new members. Someone mentored you and I find it rewarding to pass that along to someone else. Remember when you turned and experienced that moment of being "hooked" in turning. Let's share that with others, they are our there and waiting for us to find them and them to find us.



Don Roden - President

(Continued on page 2)

NMWT's Upcoming Monthly Meeting

Steel yourself for New Mexico Woodturners' meeting on May 7

We will demonstrate sharpening systems for your turning tools. Are you keen on minimizing tearout on end-grain? A sharp tool is critical. Want to impress the judges at State Fair? The judges look at the quality of your finish, and using sharp tools will give you a competitive edge.

Our demonstrators will bring different sharpening systems, and show you how they sharpen their tools using these sharpening systems. You don't need a fancy sharpening jig—but the jigs will reduce the amount of material that you grind away when you sharpen.

We will have a conventional "slow speed" bench grinder, and the OneWay jig setup. We will also have a Tormek system (that's really slow speed, compared with the slow speed bench grinder).

This demonstration will show sharpening of:

Spindle gouge **Parting tool**
(Negative rake) scraper **Bowl gouge**
Skew (including honing of the skew)



Pic: Close-ups of Skew Edge



Pic: End-Grain Portion of Bowl Showing Minimal Tearout

We'll also discuss grinding wheels, and some discussion of tool steel. Come join us! We promise not a single dull moment!

Future Programs/Activities

Masks are required for in-person demo

June

Bill Zerby

Left-handed turning & Back Hollowing Techniques

President's Turn

(Continued from page 1)

3. Our April Hybrid meeting was good, and we had some technological challenges that we were not able to overcome during the meeting. We are working to overcome those issues before our May Meeting. Thanks to one of our members, we have found a way to work around the time constraints of the WIFI at North Domingo Baca. We will be doing another test before the meeting to finalize the last issue of sound in the room.

4. With all the forest fires that we are experiencing in our state, I am thinking about our love of wood, and the resources that we have. When I was preparing to leave Ohio and move here, many of the woodturners said to me, "take lots of wood because once you get there you won't have a lot." I have had access to more different species of woods than any other place. It also has me thinking about those of you that live mainly on the other side of Sandia, as well as other places and your potential exposure to fires. Please be safe and as a club, maybe we should look at an investment into what we can do to make sure future generations still have wood to turn.

Just some of my thoughts, happy and safe turning to all of you,

Don

**Order
Apparel
at your
May
Meeting**

Reflections from Last Month's Meeting

L
A
R
R
Y

L
I
N
F
O
R
D

Indexing & Carving

Our first meeting back in person we got a chance to see how indexing and carving your pieces enhances your turning. Using these methods you can make an extremely complicated time consuming piece or add just a few accents. Indexing gives you a nice symmetrical grid to add your design and ensure it fits on your piece just right. Carving allows you to go from just round to "how was that done?"

We saw that our lathes come with some basic level of indexing system, but for best flexibility you need a jig. There are professional jigs out there as show by John Ellis and then for us cheaper folk homemade indexing jigs. However you decide to go and indexing jig expands your horizons.

There are many options out there if you want to carve your pieces. You can carve with simple hand tools or jump to power carving. Use your dremel, a micro motor, a dental tool, a die grinder or other tool. Oh by the way, the burrs for these tools come in nearly endless sizes and shapes.

See what you can make with indexing and carving, we all want to see your enhanced pieces.

&

T
O
M

D
U
R
G
I
N



Apologies to Larry Linford for the misspelling of his last name in last months' issue

NMWT on Social Media



The New Mexico Woodturners

are on Facebook and YouTube

Various members of the NMWTs moderate the social media accounts and promote the craft and our club actively on these outlets.

Facebook is just one way to share your work. However, it's also a great platform to ask questions, request constructive criticism and rub shoulders with other turners.

A number of the Facebook group members are not NMWT members and that's okay! However, by our NMWT membership being active on social media we can also share the benefits of club membership, promote club activities and foster relationships with turners around the globe.

Newsletter
Submission
Deadline

M

a

y

23

NMWT on Social Media

Turning Pens for the Troops

On Saturday, April 9, Board President Don Roden celebrated his birthday by inviting a half-dozen woodturners to show up at Don's shop at Dovetail to turn Pens for Troops, and to teach military veterans interested in the craft how to make them.

Thanks to John Ellis, Ron Bahm, Bill Mantelli, Larry Linford and Brad Cafvey, Tim Kelly (and anyone whose name we have omitted)! Most of the pen kits were supplied by Wood Craft for their annual Pens for Troops drive, and the blanks were provided by Dovetail. A total of about 60 pens were turned in 5 hours that day, and added to twenty that club members had previously turned. The object is to make a total of 200+ pens before Autumn.

**Well Done, and
Happy Birthday,
Don!**

**Goal: 200+
pens before
Autumn**

WOODCRAFT®
Helping You Make Wood Work®



Green Wood

* * * H E L P N E E D E D * * *

I have some Mimosa wood and a few pieces of Elm and a few pieces of Cherry (I think) for club members. Members can call me for pick up before the monthly meeting at (505)235 9002. If there is any left I will bring it to the meeting.

Rocky

The Green Wood Committee is always grabbing green wood in the community and keeping it out of the landfill. There are endless projects that can be done with greenwood. See a board member for more information.

Beads of Courage – NMWT's 2022 Challenge

Our Challenge and Goal:

For each club member to take the time and heart to make at least one Beads of Courage Box during 2022



NMWT currently produces approximately 8 bowls a year and it would be great to see that number increase exponentially.

For more information regarding the program, where to purchase beads, or where to deliver your finely crafted bowl, please Scott Eckstein 505-270-0516 or our NMWT Beads of Courage Chair.

What is Beads of Courage?

Beads of Courage is the NMWT's Community Service Project. Beads of Courage, Inc. is a 501 (c) (3) tax exempt organization working in partnership with the American Association of Woodturners (AAW).

[Official Guide to Beads of Courage – Woodturners Wanted](#)

This is Local!

Our Beads of Courage Bowls are taken directly to UNMH Children's Cancer Facility here in Albuquerque for local patients. However, some bowls can also be sent to a National collection point in Tucson, Arizona.

UNMH Children's Cancer Facility has been treating nearly one hundred seriously ill cancer youngsters each year. For each medical treatment a child receives, he or she gets a bead which they can then keep in their bowl, hence Beads of Courage Bowls. The children do receive a bag to put their beads in, but a Beads of Courage Bowl is far more special and reflective of the hard work to beat cancer!



Elias is featured on BeadsofCourage.org with his prized wood turned box



Member Estate/Shop/Tool Sales Notice

About 5 or 6 of us have organized tool sales for shop tool reductions or helping spouses sell the tools that a deceased member had acquired. *We have done this for about a dozen situations and have noticed a definite decrease in interest and purchases.* We price items at 50% of retail if tool is in good shape and less if tool shows a lot of use. This notice is to inform, ESPECIALLY NEW WOODTURNERS, that you are missing out on some real bargains on power tools, hand tools and wood. Most wood workers value their tools and take good care of them and, as such, are of good value to pass on to the buyer. These sales are also often a great source of high-quality turning blanks. *We give sellers a free service AND give them real hope that our members will clean their space of tools.* These sales are especially a real good opportunity for NEW WOODTURNERS to fill out their shop and we HIGHLY encourage all members to pay close attention to these sales. Undoubtedly more will happen.



Sincerely yours,
"The estate sales team"



Do keep your eyes and ears open for upcoming tool and wood sales

Silent Auction

We love to have nifty items or pieces of timber that can be auctioned at our next meeting to support the Scholarship Fund.

Potential ideas include rough turned bowls, gouges gathering dust, seasoned blanks or turning accessories.

Your contributions go to benefit the **Red Hollenbach Scholarship Fund** which is used to reduce the cost for members to attend professional demonstrator's hands-on sessions.



Our Turn to Be Thankful

Rocky is a rock when it comes to helping and teaching others – always reliable and always helpful! **Bill Baca**

Rocky's always willing to lend a helping hand – he's been an indispensable part of the heavy lifting and moving crew as far back as I can remember. **Larry Linford**

Over the years (lots of them) Rocky has always been a "Rock" helping the club in so many ways - thank you so much Rocky!
Rick Judd

Bob is a real asset to NMWT because he is always willing to help on anything. **Ron Bahm**

Rocky is a great resource for the club. Even though he has passed the torch on green wood, he always manages to come up with more. Thanks Rocky for all you have done and continue to do in support of the club.

Don Roden

Bob "Rocky"
Rocheleau

Women Turners

Try out an American Association of Woodturners (AAW) membership for 3 months!!

We know you will be hooked!

AAW Membership Application

WIT (Women in Turning) is “dedicated to encouraging and assisting women in their pursuit of turning, sharing ideas and processes to further member’s skills and creativity, and increasing participation of women in the field of woodturning.”

The AAW WIT Committee agrees that to further this mission, we can work with chapters to help grow the number of women in AAW. Currently, women comprise less the 9% of AAW membership.



To encourage women to join AAW, the WIT Committee offers a limited number of WIT sponsored half price AAW memberships to women for a one-year, full "General" AAW membership.

Eligibility To be eligible, a grant recipient must be a woman and who has never previously been a member of AAW.

Process Only the chapter AAW WIT Liaison, Kay Grant and Sally Breeden, chapter president or vice-president may request the grant. After we’ve received the application, the recipient will be sent a promotional code with instructions on how to use the code in applying for an AAW membership. If you have questions, please email wit@woodturner.org.

Limitations

If the nominee is a new member of a local chapter (within the last two months), WIT will pay 100% of the AAW membership.

If the nominee has been a member of a local chapter for more than two months, WIT will pay 50% of the AAW membership.

If the nominee is not a member of a local chapter, WIT will pay 50% of the AAW membership.

Grants are currently limited to no more than two women, per chapter, per quarter.

Quarters end January 31, April 30, July 31, and October 31. Based on the number of requests, this limitation may change.

We hope that this offer will be an incentive for new women woodturners to join your chapter.

Specials for WIT:

<https://www.woodturner.org/Woodturner/2020%20Grants/WIT%20membership.aspx?WebsiteKey=c9100f02-c77e-4177-a9bc-7d3eb0216238>

Women Turners

Meeting Notice

When: Sunday, May 15, 2022 @ 2 pm
Topic: Dovetail Orientation, Tool Organization
Where: Dovetail Workshop
 6102 Jefferson St NE, Suite D ABQ, NM 87109

Thank you to the women who made our last WiT meeting, either by Zoom or in person, at Dovetail Workshop on April 24th. Since the recent inception of this group gathering, we again spent some time at this meeting deciding on how we envisioned the formation and goals for this group.

We did agree not to formalize this group at this time. Next, we decided to continue meeting once a month, over the next six months, in hopes that many of our WiT members may offer to share their skill(s) & talents with one another in a more personal setting.

Thank you Dovetail Community Workshop for your continued support



WiT Local Chapter March Meeting



Kay Grant leading a WiT meeting



What we offer is access to the AAW site and wonderful monthly magazine, and a group of engaged and enthused turners!

Join the private [Facebook](#) group page [Women in Turning](#) to get ideas & support. AAW membership is not required.

Women in Turning (WiT) -- The AAW strives to deliver the publications and services that our members need to grow, connect, explore, and thrive in the areas of woodturning that are important to them.

ALSO – join the AAW with a guest membership so you can see what else WiT and AAW [Guest Membership \(woodturner.org\)](#)

By signing up for a complimentary Guest membership, you can have access to AAW resources for a full 60 days. You will be able to explore what the AAW has to offer, kick our tires, and hopefully decide to become a full-fledged, paid AAW member to benefit from everything the AAW has to offer.

Local WiT Contacts

Kay Grant

661-599-1832

wykayg@gmail.com

Kathy Knorr

847-819-2515

kathyknorr@gmail.com

Sally Breeden

505-352-0159

jfbreeden@comcast.net

Erin Perry O'Donnell

505-926-1693

erin@dovetailworkshop.com

NMWT's is Seeking Volunteers

Now that life is returning to some sort of normalcy, we are in need of volunteers for these positions:

Newsletter Editor (please see a board member) – Need someone to manage and coordinate content of newsletter

Apparel Manager (please see a board member)

Set Up/Clean up crew for monthly meeting (need 4-5 people) call Rocky 505-235-9002. I would like to have the clean-up crew serve on a 3 month basis, then have another group for 3 months. Chairs will not have to be moved.

Green Wood Manager (please see a board member) - Green wood is a major incentive of club membership! Having access to green wood is often priceless for many of us, too. The New Mexico Woodturners needs a new chairperson for the Green Wood Committee. The position is ideally filled by a member who has space to keep bolts and logs of timber as well as a truck or trailer for transporting wood from donors and to meetings.)



Bowl from a Board (BFAB)

Thoughts
from



Bill Baca

Hello fellow club members. I watched Kay and Bert Grant's demo on the BFAB (Bowl from a Board) and enjoyed it very much (I tried it soon after and they made it look easier than it is 😊). Anyway, I have found a lot of YouTube videos on this topic with different approaches, including cutting the half-rings, such as demonstrated by Kay and Bert, as well as leaving the board blank whole, and not having to cut the blank in half (no bandsaw necessary), and not having to glue the halves once cut. One of the YouTubers who has some creative problem-solving approaches for this type of turning (among many other types of turning) is Gary Ascher, a.k.a. ThePapa1947 on YouTube.

The primary reason I am writing to you is because of a couple of jigs Gary has created that appear to make the process of turning the BFAB potentially easier and less involved than necessary with the half rings and bandsaw method. He has created two jigs - one of which requires sophisticated machining, but the other jig can be a DIY for most of us woodturners. Both jigs allow you to cut the BFAB, from a solid board blank, while keeping it on the lathe. Gary is an excellent teacher, with effective and efficient videos, and I do recommend his content (no relationship and no sponsorship between us).

Here is a link to his jigs for those interested in this topic:

[\(1532\) Wood Turning NEW Bowl from Board Cutting Jig 2.1 READ UPDATE - YouTube](#)

“New To Me” – The Oneway #2 MT Screw Chuck

Author: Derek Roff

I was introduced to a screw chuck early in my turning education— a lump of steel 3” in diameter, with a 3/8” x 1 1/4” screw to embed in the turning blank. My first screw chuck threaded onto the lathe spindle; I have another version that is held in the jaws of a scroll chuck. This design works well for the early steps in turning a bowl, and for some other medium-sized projects, although the length and diameter of the screw and the chuck body don’t work for some projects.

When Dawn and I decided to turn new wooden knobs for all the cabinet doors and drawers in our kitchen, a challenge was figuring out how to hold the small turning blanks securely, while allowing the needed access to the turning tools. It wasn’t obvious to me how to hold the workpiece for efficient turning of both ends and the side profile, without leaving any marks on the finished knob. I never considered my screw chucks, since they were much too large for this project.

Luckily, turning instructor and NMWT member Michael Mocho suggested the Oneway #2 MT [Morse Taper] Screw Chuck. I had never seen one before, and Oneway’s name for it gives no hint that it is significantly different from other screw chucks that I knew. However, this is not your junior high shop class’s screw chuck. The first picture (Diagram 1) shows my big, old screw chuck next to the svelt, disassembled Oneway screw chuck. Next to the #2 MT tapered and threaded chuck body is a red 1/4” Square Drive/Robertson driver bit; the shortened 10-24 screw that I used for turning the knobs; and the threaded brass cap nut that holds everything together.



Diagram 1



Diagram 2

The second photo (Diagram 2) shows the Oneway screw chuck reassembled, with my knob-turning screw on the left side of the picture. The brass cap nut is about an inch in diameter. This nut threads onto a steel #2 Morse Taper body, which encapsulates a magnetized socket for the 1/4” driver bit of your choice, and space for a variety of screw heads. My chuck came with two sizes of Phillips bits, two square drive bits, a Torx, and a Posi-Drive, as shown on the right side of the photo; but you can use any 1/4” drive bit and several screw types, lengths, and diameters up to #10 (or more, if you are willing to drill out your chuck’s brass nut). I haven’t tried the aluminum disk that comes with the chuck package, for projects needing a larger diameter support surface.

We had already decided to attach our knobs using #10-24 threaded rod in the knobs, and threaded inserts in the drawers and cabinet doors. I mounted a #2 square-drive bit in the screw chuck, along with stainless steel screw that I shortened to protrude about 5/8” beyond the brass nut.

(Continued on the next page)

“New To Me” – The Oneway #2 MT Screw Chuck

Author: Derek Roff

Turning about fifty knobs, including cutting fifty short lengths of threaded rod for the knobs, suggested the need for finding an efficient processes. The picture below (Diagram 3) shows some of the tools I used.

I cut the threaded rod with a shear, which damaged a few threads on one side of the cut. I used a stationary belt sander with a 120 grit belt to remove most of the damaged threads. However, each piece still needed some help to true up the final turns of the thread. I found that by spinning a threading die onto the threaded rod stock *before* making the cut, I could quickly repair the last threads by partially unthreading the die past the rod's end, and cutting away or aligning any small pieces of bent threads.

As you can see in the cut-away example of a knob, we threaded the turning blanks with a machinist's 10-24 tap, to accept the pieces of threaded rod. The picture shows the tap in a standard T-handle, but we quickly found that it was easier to mount workpiece in a scroll chuck on the lathe, and hold the tap in a Jacobs drill chuck mounted in the tail stock. To cut the threads, we turned the scroll chuck with the left hand, while using the right hand to press the tailstock-held tap into the previously drilled hole in the knob blank, as the lathe spindle and blank was rotated by hand. This went pretty quickly.



Diagram 3

I had some doubts about whether the threads cut into the wooden blanks would have enough strength to withstand the stresses of turning. I was pleased to find that the strength was more than sufficient. Not even one knob in our set of about fifty failed through overstressing the wooden threads. Before turning, I had applied a few drops of thin CA adhesive to the wooden threads, so this produced a stronger composite. I let the CA cure overnight before I began to turn each knob. We used a dense wood for the knobs, Bolivian rosewood.

The next picture (Diagram 4) shows a knob blank on the lathe, mounted on the screw chuck, and supported by a revolving center in the tail stock. The Oneway screw chuck, combined with a Nova revolving center and a Robust tool rest reveals that we run an ecumenical woodshop.

I rounded the top edge of the knob (at the tail stock), and marked the key measurements for the knob's proportions (see Diagram 5).




Diagram 4

(Continued on the next page)

“New To Me” – The Oneway #2 MT Screw Chuck

Author: Derek Roff

The small diameter of the screw chuck, and the separation from the lathe spindle that it provides, allowed me to shape the knob's profile with my normal parting tools, bowl gouges, and spindle gouges, rather than needing miniature or specialty tools. As you can see in Diagram 6, the knob blanks were not mounted in spindle orientation, but cross-grain, as a bowl would be.

One of the unexpected advantages of using this screw chuck revealed itself when I parted off the knob. The screw in the chuck is threaded into the knob well past the point where I parted it off. Instead of risking having the knob fly across the room, I cut with a 1/16" parting tool, until I could see the gleam of the threaded screw. The screw was still supporting the now-separated knob, to the right of the parting cut. I stopped the lathe, and unscrewed the almost-finished knob from the screw chuck. A little sanding on the bottom of the knob finished the turning.

The final picture (Diagram 7) shows two knobs with a view of one of the carved designs on the top of the knob, and the bottom of another knob with the threaded rod and threaded insert. The 'silver' bead in the knob is a stainless-steel ball bearing. Dawn carved unique flower patterns on every knob, creating different flower species for the different drawer and door groups.

As I mentioned earlier, I had no idea that this style of screw chuck existed. Having used it to make about fifty knobs, I like it a lot. I think it will be useful to me for a number of smaller projects. The screw chuck also comes with a small faceplate option, which I have not tried. The list price is just over \$100, at the moment. We ordered ours from Long Island Woodworking Supply for about \$10 less. I've ordered from this company before, and I am a satisfied customer.



Diagram 5




Diagram 6



Diagram 7

<https://longislandwoodworkingsupply.com/collections/oneway-1/products/woodturning-2mt-screw-chuck-by-oneway-includes-3-faceplate?variant=16362856259>

Library Display Opportunity

Showcasing Your Work @ South Broadway Cultural Center Library

Thank you to ALL of those who contributed our 104 pieces to this display as we love to share our art.

P
a
t
r
i
c
i
a
A
p
t



Larry Linford (among others) works hard to help set up our display

B
r
a
d
C
a
r
v
e
y



Leading the charge - Sally Breeden showcases our display

J
i
m
B
r
e
e
d
e
n

B
o
b
R
o
c
h
e
l
e
a
u

K
a
y
G
r
a
n
t

S
c
o
t
t
K
e
r
s
h
a
w

L
a
r
r
y
L
i
n
f
o
r
d

H
Y
T
r
a
n



S
c
o
t
t
E
c
k
s
t
e
i
n

T
o
m
M
c
L
a
r
t
y



Reminder: Please pick up your items on Saturday, April 30th from 10 am – 1 pm

Information for New Members

A u t h o r : K a y G r a n t

As I was in my shop working, more like trying to decide what to do first, I thought about new members and those who would like to learn woodturning.

To the new members first, congratulations, you joined a good group of women and men who are interested in helping you along your journey of woodturning. It is a lifelong journey that will take you in many directions, and maybe, to many places. There is an interesting mixture of abilities, interests and styles here in this club. You will see many of them in the newsletter gallery and hear many speak of new things learned and old skills dusted off.



We have many who have formally volunteered to be a mentor and to help you answer questions. And believe me, there is more knowledge in this group than you can ever exhaust with questions. There are also those who have not formally volunteered to be mentors but are more than willing to share something they have learned or answer a question; take advantage of these people. You may not be new to turning, but you are new to the depth of knowledge within this group. Next, to the people who view the New Mexico WoodTurners website www.nmwoodturners.org, we are glad you found us. Currently, we are holding our turning meetings either in person at the [North Domingo Baca Multigenerational Center](#) or from the comfort of home streamed via zoom. If you see something that tickles your fancy, or you would like to either join a meeting, or explore something further, then email either President@nmwoodturners.org or info@nmwoodturners.org to seek your answer.

We know of challenges you might face. One of the problems those interested in woodturning address is the lack of knowledge and where to start. Here, within this group, is the answer to that problem. A second problem sometimes is the lack of having equipment, such as the all important lathe; well, there are multiple answers to that. One solution is estate sales, whereby people leave the hobby for a variety of reasons. Estate sales are a great place to buy good, used equipment.

We often hold classes to teach our fellow woodturners, and fortunately we have a few local business who help us achieve this goal. One of our partners, sells exotic woods, and sometimes hosts classes is Albuquerque Exotic Woods. Do watch their website for information on classes at www.albuquerqueexoticwoods.com. Another of our partners is Dovetail Community Workshop. This is a woodworking shop involved with all aspects of woodworking. Dovetail is a membership organization if you want space to do woodworking on a more frequent basis. Many Dovetail woodturning classes teach from the basic levels to more advanced activities. These are done as a one time charge, no membership required, class. Many classes are taught by members of this woodturning club. The advantage to this workshop is that there are multiple lathes available for use to members 6 days a week. This business solves the problem of wanting to learn woodturning but not having space for the equipment. There website is: www.dovetailworkshop.com.

Let me close by saying that woodturning is a beautiful art. You are only limited in what you create by your imagination. While you may say I don't have the imagination needed, you have to understand that your imagination will grow as you gain more skills. There are no limitations in how much you grow and experiment with this art form. And lastly, WELCOME to the addiction that is woodturning.

A Message from Dendrotechnology

It's been 2 years since we were scheduled to do a tour of DendroTechnology for the AWA. That got cancelled by Covid but we are ready to schedule again and now we have a lot more to show. We have made and sold a lot of beautiful planks since then and every other one of our customers has asked for some form of shop work, from flattening to straight edging to complete furniture pieces, not to mention stair treads, mantle pieces and all manner of other millwork.

So we committed to build a home for the other half of DendroTechnology which is called Tin Shed Millworks. The building is almost done and we are already doing work in it. We hope to have a formal event for the AWT and AWA in June or July but in the meantime come on out and visit.



Member Highlight**AAW Turning of the Week for April 18th**

American Association of Woodturners

5h · 🌐

Jim McLain, Horno Chaco Passages, is the AAW Turning of the Week for April 18. You can see more great work on the AAW Forum, aawforum.org



**Jim
McLain**

Item**Description**

Horno shaped Chaco Passages with turquoise inlay. This piece is approximately 9 X 11½. Made from alligator juniper. The finely finished part of the piece is finished with Parfix 3408.



Please visit AAW Forums www.aawforum.org

Photo Gallery

Changes in the Woodturners Gallery

Woody Stone has done an excellent job of posting pictures to the gallery at the monthly meetings and making sure it also got to the newsletter editor to get posted there too. As you know Woody has now been elected club Treasurer. Bert & Kay Grant have volunteered to fill his shoes. In the past when the club photographer has changed members had to find his email address in order to submit photos of their work. Well, thanks to Dave Stein that problem has been solved. There is now a permanent address for you to send your photos no matter who the club photographer is.

Effective now, send your photos to:

gallery@nmwoodturners.org

Please consider adding the wood species as well as your name to your posting. It will help newer turners in learning to identify wood they might want to use in the future.

One request: Please post by the 3rd Saturday of the month.

This will allow the gallery to be prepared for the newsletter and for the meeting. This is not to say that a late posting definitely won't make it to the gallery but it probably wouldn't make it to the newsletter.

Happy Turning all. Bert & Kay

Instant Photo Gallery



Chris Enke

Please send gallery photos by the 3rd Saturday of the month to
gallery@nmwoodturners.org

Photo Gallery

Instant Photo Gallery



Steve Johnson



Steve Johnson



Steve Johnson



Steve Johnson



Steve Johnson

Please send gallery photos by the 3rd Saturday of the month to
gallery@nmwoodturners.org

Photo Gallery

Instant Photo Gallery



Bert Grant – Pens for the Troops



Roy Chamberlain



Kathy Knorr



Kathy Knorr

Please send gallery photos by the 3rd Saturday of the month to
gallery@nmwoodturners.org

Photo Gallery

Instant Photo Gallery



Brad Carvey



Brad Carvey



David Waldrep



Brad Carvey

Please send gallery photos by the 3rd Saturday of the month to
gallery@nmwoodturners.org

Photo Gallery

Instant Photo Gallery



David Waldrep



David Waldrep



David Waldrep



David Waldrep

Please send gallery photos by the 3rd Saturday of the month to
gallery@nmwoodturners.org

Photo Gallery

Instant Photo Gallery



James Redstrom



Patricia Apt - Mini Cherry Pot



Patricia Apt – Cherry Walnut Box



Patricia Apt – Mini Spalted Maple Pot

Please send gallery photos by the 3rd Saturday of the month to
gallery@nmwoodturners.org

Photo Gallery

Instant Photo Gallery

B e a d s o f C o u r a g e



Ron Bahm



Scott Eckstein



Scott Eckstein

Please send gallery photos by the 3rd Saturday of the month to
gallery@nmwoodturners.org

These photos can be found in the Galleries section on NMWT's webpage

Photo Gallery

Instant Photo Gallery



Scott Eckstein



Wood Stone



Woody Stone

**Thank you for
the submissions!**

Our apologies to those who have submitted photos that aren't listed. Please let us know!

Please send gallery photos by the 3rd Saturday of the month to
gallery@nmwoodturners.org

Marketplace

Grizzly Lathe for Sale

Grizzly G0766 lathe.

Overall it's in good condition, normal signs of use. This will be available for pickup mid May, or we can meet halfway if it's not too far. I have the factory banjo but I installed a Oneway 2436 banjo, it's far superior. Comes with the factory 6" faceplate, spur drive and live center. Asking \$1500.00.



Located in
Silver City,
NM.

Joe Holguin
575-654-0258;
joesfh@gmail.com

Ryobi 10" Miter Saw

Ryobi 10" Miter Saw with 2 extra carbide blades, little used. On a heavy steel stand on wheels. \$125
Call Ron Bahm
505-881-8845



NOVA 1624

Johnathan at Albuquerque Exotic Woods contacted us about a customer that came in wanting to know who would be interested in buying a NOVA 1624.

If you are interested, please contact Albuquerque Exotics and Johnathan has pictures and the asking price is \$400.

Packaged Bundle

Jet 1221vs lathe with all original accessories NEW, never used

Apprentice mini 4-jaw chuck 7 piece set NEW, never used
Advanced lathe tools 3", 6" and 9" tool rests; NEW, never used

Nova G3 chuck with 2" and 2 3/4" jaws, and 1x8 to 1 1/4x8 adapter; used a couple times.



I would like to sell the items as a package: \$1,200.
Call or text Greg McClurg,
970-946-9687



See our Marketplace section on our website for better photos

Marketplace

Rough-Turned Bowls for Sale

David Hallman has hundreds of rough-turned bowls, in various woods, including cherry, china berry, walnut, sycamore, mimosa, sassafras, and mesquite. Some are natural edge (with and without bark), others are cut edge. Sizes range from four inches up to fifteen inches wide, shallow up to six inches tall. Asking one dollar up to twenty five dollars for the larger sizes. Volume discounts. Located in Silver City.

Contact David at (575)654-0299
or mesquitedave@gmail.com



Hollowing Systems for Sale

Contact Bob Rocheleau at (505)235-9002.

Vicmarc hollowing system for \$200,
pictured here:



Wood for Sale

Species include:

**Blood wood,
Spaulted maple,
Spaulted
hackberry,
Brazilian walnut,
Curly maple,
Pomelle bubinga,
Bubinga, Hondoras
rosewood,
Tulipwood, Black
mesquite, Wenge,
Gabon ebony,
Cocobolo, Tea tree,
Bocote, Arariba,
Moradillo,
Lacewood, Yellow
heart, Padauk, King
wood, Canary
wood, Mahogany.
See some of the
wood pictured
here.**



**Many species. Most
4/4, and some 8/4,
and also a large
quantity of boards
1/4"-3/8" thick;
surfaced both sides.
Jim will take offers at
20% to 50% of the
best price you can find
on the internet,
depending on species.
Please call Jim McLain
at 575-517-6535 if
you are interested in
making a trip to
Socorro for some
great wood.**

Bridge for Sale



This is a sample marketplace posting.

We welcome members to use this space for anything related to woodturning. There is no charge for listing an item. Ads will run for about one month.

To request a listing, send item and contact info to sale@nmwoodturners.org. Your ad will be reviewed and posted as quickly as possible.

***** You must be an NMWT member to post ads *****

See our Marketplace section on our website for better photos

2022 Elected Officers, Directors & Committee Chairs

President



Don Roden
763-234-5780

Vice President



Tom Durgin
505-688-1369

Treasurer



Woody Stone
828-808-7876

Secretary




Sally Breedon
505-352-0159

State Fair



Bill Mantelli
505-400-0266

Membership



Tom McLarty
505-298-3790

Webmaster



Dave Stein
505-266-0356

Lead Video



Derek Roff
505-438-1820

Email Administrator



Hy Tran
505-459-8132

Member-at-Large



Ron Bahm
505-881-8845

Equipment & Workshops Beads of Courage Chair



Scott Eckstein
505-270-0516

Logistics




Bob "Rocky" Borchelleau
505-235-9002

*****SEEKING NEWSLETTER EDITOR*****

2022 Elected Officers, Directors & Committee Chairs

Raffle Coordinator



Dean Cross
575-644-8945

Librarian



Help Needed

Special Workshops



John Ellis
505-463-7750

Past President



Rick Judd
612-280-8300

Newsletter



Traci Durgin
news@nmwoodturners.org
505-688-1370

Green Wood Manager



Help Needed

Photographer(s)



Bert & Kay Grant
galler@nmwoodturners.org
661-599-0116



Did you know we have a Library?

DVD Rental: A good selection of educational DVDs are available for check out during club meetings.


Please use and return DVD's in one month if possible and donate \$1.00 for each DVD checked out to help with expenses. If you encounter any problems with DVD's, please notify the librarian of those problems.

LIBRARY

Mentors

Bill Zerby

505-263-6632
Rio Rancho – NM
528 & Southern



Basic spindle turning
& tool sharpening

Don Roden

763-234-5780
Albuquerque –
Dovetail Workshop



Basic spindles, bowls
and the skew chisel

Hy Tran

505-459-8132
Albuquerque –
Paseo & Ventura



Beginner and Novice
woodturning

John Ellis


505-463-7750
Placitas



Basic turning, plates,
tools & handles

Larry Linford

505-870-1601
Albuquerque



Basket illusion turning
and embellishment

Bob “Rocky” Borcheleau

505-235-9002
Albuquerque – NE Heights



Segmenting and bowl
turning

Free to NMWT members: give a Mentor a call!

Mentors

Rick Judd

615-280-8300
East Mountain



Hollow forms, bowls,
lidded boxes, burls,
natural edge

Ron Bahm

505-881-8845
Albuquerque – NE
Heights



Pen turning and
segmented work

Ron Phillips

505-553-6139
Rio Rancho – Rivers
Edge II



Beginning, basic and
intermediate turning.
Also, specialty tools,
rests & steadies

YOUR NAME

Your phone #
Your location



What can you offer?
Help us fill this space

YOUR NAME

Your phone #
Your location



What can you offer?
Help us fill this space

YOUR NAME

Your phone #
Your location



What can you offer?
Help us fill this space

Free to NMWT members: give a Mentor a call!

Quick Reference List

(Printer Friendly Version)

2022 Elected Officers, Directors & Committee Chairs


news@nmwoodturners.org

| | | | | | |
|----------------------|---------------|--------------|-----------------------|------------------|--------------|
| President | Don Roden | 763-234-5780 | Newsletter Editor | Help Needed | |
| Vice President | Tom Durgin | 505-688-1369 | Newsletter Designer | Traci Durgin | |
| Treasurer | Woody Stone | 828-808-7876 | Photographer(s) | Bert & Kay Grant | 661-599-0116 |
| Secretary | Sally Breeden | 505-352-0159 | Raffle Coordinator | Dean Cross | 575-644-8945 |
| State Fair | Bill Mantelli | 505-400-0266 | Librarian | Help Needed | |
| Membership | Tom McLarty | 505-298-3790 | Equip/Workshops | Scott Eckstein | 505-270-0516 |
| Webmaster | Dave Stein | 505-266-0356 | Green Wood – ABQ | Help Needed | |
| Lead Video | Derek Roff | 505-438-1820 | Green Wood Help | Help Needed | |
| Email Administrator: | Hy Tran | 505-459-8132 | Logistics | Bob Rocheleau | 505-235-9002 |
| Member-at-Large | Ron Bahm | 505-881-8845 | Special Workshops | John Ellis | 505-463-7750 |
| Past President | Rick Judd | 612-280-8300 | ***SEEKING MENTORS*** | | |

Quick Reference List for Mentors

Free to NMWT members: give a Mentor a call!

| | | | | |
|---|---|--------------|---|--|
| Bill Zerby Rio Rancho – NM 528 & Southern | ➡ | 505-263-6632 | ➡ | Basic spindle turning & tool sharpening |
| Don Roden Albuquerque – Dovetail Workshop | ➡ | 763-234-5780 | ➡ | Basics of spindles, bowls and the skew chisel |
| Hy Tran Albuquerque – Paseo & Ventura | ➡ | 505-459-8132 | ➡ | Beginner and novice woodturning |
| John Ellis Placitas | ➡ | 505-463-7750 | ➡ | Basic turning, plates, tools & handles |
| Larry Linford Albuquerque | ➡ | 505-870-1601 | ➡ | Basket illusion turning and embellishment |
| Rick Judd East Mountain | ➡ | 615-280-8300 | ➡ | Hollow forms, bowls, lidded boxes, burls, natural edge |
| Ron Bahm Albuquerque – NE Heights | ➡ | 505-881-8845 | ➡ | Pen turning and segmented work |
| Ron Phillips Rio Rancho – Rivers Edge II | ➡ | 505-553-6139 | ➡ | Beginning, basic & intermediate turning – also specialty tools, rests & steadies |
| Bob “Rocky” Rocheleau Albuquerque – NE Heights | ➡ | 505-235-9002 | ➡ | Segmenting and bowl turning |

Members are always welcome to contact the people on the mentor list for guidance to better turning ideas and techniques

Membership Renewal

Membership Dues

Membership dues renewals are due on or before the last day of the month in which the member's current membership term expires. Members who do not renew within thirty (30) days after their membership expiration date will no longer have access to member privileges and will no longer receive the monthly newsletter. Annual dues are as follows:

One year: \$25 for an individual; \$30 for a family
 Two Years: \$45 for an individual; \$55 for a family
 Three Years: \$65 for an individual; \$80 for a family
 Lifetime: \$300 for an individual; \$350 for a family

Additional Fees

1. An individual member who subsequently adds family members will pay the difference between the individual dues and the family dues rate for the remainder of that membership year (i.e., a one-year individual member adding family members would pay an additional \$5.00 dues for the remainder of the membership year).
2. A member requiring a mailed copy of the monthly newsletter will pay an additional \$10 per year to cover cost of mailing.

Renew Online

We are very pleased to announce that you can now pay your membership dues with a credit card on the NMWT website at:

<https://www.nmwoodturners.org/>.

To access online dues payment, simply go to the new "Membership" tab near the top of the homepage and select "Pay Online" from the drop-down menu. This will take you to a secure website managed by Converge, our credit card service provider. There you will find a series of "Buy Buttons" that are clearly labeled with each membership dues option. Simply select the dues option that you want and then hit the "Checkout" button.

You will need to fill in all of the contact information on the payment processing page so that the Treasurer can confirm that our membership records are up to date and also so that he can send your new membership card by regular mail. Also, due to some reporting limitations of the Converge website, you will need to once again select the dues option you want from the drop-down menu labeled "Items Purchased". Fill in your credit card information and hit the "Submit Payment" button to complete the transaction. You should receive an "Order Confirmation" with full details of your purchase by e-mail, and the Treasurer will mail your membership card to you. That's all there is to it!

[Web-Based Credit Card Dues Payment Now Available](#)

Renew by Mail

You can, of course, still mail a check along with current contact and e-mail information to our **Treasurer, Woody Stone, at 2 Blue Corn Ct. Sandia Park, NM 87047.**

The easy way to do that is to go to that same new "Membership" tab on the NMWT homepage and select "Membership Form" from the drop-down menu.

Fill in the form (**PLEASE PRINT CLEARLY**) and mail it to Woody with your check. Should you have any issues or questions regarding the new Credit Card payment system or if you are not sure if your membership expires at the end of 2020, feel free to call Tom at 828-808-7876 or e-mail him at eesphoto492@gmail.com.

Want a quick jump to our website, scan here!



How to Contribute to High Desert Turning

The NMWT's newsletter editor has submitted High Desert Turning to the AAW's 2020 and 2021 Best Chapter Newsletter Contest. Unfortunately for the NMWT, High Desert Turning has not been selected in the top 3 chapters either year. However, the NMWT chapter website won 1st prize in 2020 for the Best Chapter Website Contest. So, we know it's possible to rank highly among the numerous chapters of the AAW. Much of the website content can be found in High Desert Turning.

So, now you ask, "What is in it for me?" Well, we will get to that. But first, our ask is this:

Submit a short snippet, article or outline of a shop tip or trick you use. You'll be surprised by how many folks will benefit from your personal idea or solution. Take 2, 3, 4 or 5 photos of your process, pieces or how your tip or trick comes together to illustrate how the membership can implement your idea in their shop. If appropriate, share credit where credit is due should you have benefited from a social media post, YouTube video or viewing an in-person demonstration.

Please consider contributing to the NMWT newsletter High Desert Turning! No tip too elementary and no trick too simple will go unpublished. We count on you to make our newsletter awesome. Please send your contribution to news@nmwoodturners.org

Here's what's in it for you:

You are inspiring dozens upon dozens of other turners implement shop solutions that ease their way and improve their flow and turning. You have ideas and solutions that many folks likely envy and would benefit from knowing. There's gratification in uplifting fellow turners.

The club has a large tote of exotic, seasoned and figured timber that was acquired during lockdown and you will be free to select a piece of your choice for every published tip or trick. The tote has wonderful turning stock and you can rifle through it for your choice.

We will include a NMWT club sticker with your selected piece of timber.

NMWT's Logo Apparel

NMWT Cap, Shirts & Smock

| | |
|----------------------------|------|
| Caps (Baseball) | \$15 |
| Long Sleeve Denim Shirt | \$30 |
| Short Sleeve Denim Shirt | \$30 |
| Short Sleeve Snap Shirt | \$30 |
| Polo (golf) Shirt w/pocket | \$30 |
| T-Shirt V-Neck | \$20 |
| Smocks | \$50 |

Items include embroidered NMWT logo

Names embroidered on shirts are additional \$5.00
 Sizes XXL, 3XL, 4XL and up are an additional \$3.00
 Contact: Don Roden at 763-234-5780

Order Form on Next Page

Get order forms at club meetings from Ivan Blomgren or download from the website and turn in the completed order form(s) to Ivan with payment. *Orders are submitted on a quarterly basis and can be placed with Ivan up through the middle meeting of each quarter.*

Full payment for an order will need to be submitted with each order form before it can be processed! Order placement cut off dates for each quarter will be as follows:

Order Apparel at your May Meeting

| Quarter | Months | Order Meeting | Delivery Meeting |
|---------|----------|---------------|------------------|
| 1st | Jan-Mar | Feb | Mar |
| 2nd | Apr-Jun | May | Jun |
| 3rd | Jul-Sept | Aug | Sept |
| 4th | Oct-Dec | Nov | Dec |



Woody Stone

NMWT's Logo Apparel

NMWT SHIRT/CAP ORDER FORM

NAME _____ DATE _____

ADDRESS _____

TELEPHONE _____

Caps with Logo BX005: Color: (Dark Green, Red, Navy, Stone)
(Embroidery on Navy caps will be silver in place of black)

No. of caps @\$15 each _____ \$ _____

Long Sleeve Denim Shirt with Logo: Color: (Dark Denim, Light Denim, Washed Black)

Men M550 - Sizes: (S, M, L, XL), (2XL - 4XL add \$3)

M550T (Tall add \$6 each [in Men's size only])

Ladies M550W - Sizes: (S, M, L, XL), (2XL - 4XL add \$3)

No. of shirts @\$30 each _____ \$ _____

Short Sleeve Denim Shirt with Logo: Color: (Dark Denim, Light Denim, Washed Black)

Men M550S - Size: (S, M, L, XL), (2XL - 4XL add \$3)

No. of shirts @\$30 each _____ \$ _____

Short Sleeve Key West Performance Staff Shirt with Logo (Two Pockets):

Color: (White, Cloud Blue, Green Mist, Khaki, Navy)

Men M580 - Size: (S, M, L, XL), (2XL - 4XL add \$3)

Ladies M580W - Size: (S, M, L, XL), (2XL - 4XL add \$3)

No. of shirts @\$40 each _____ \$ _____

Polo Shirts w/ Pocket with Logo: Color: (White, Black, Forest, Campus Gold, Light Blue, Burgundy, Classic Navy, Classic Red, Electric Blue, Platinum)

Men 88181P - Size: (S, M, L, XL), (2XL - 4XL add \$3)

Ladies 78181P - Size: (S, M, L, XL), (2XL - 4XL add \$3)

No. of shirts @\$30 each _____ \$ _____

T-Shirts V-Neck with Logo: Color: (White, Black, Turquoise, Ocean Blue, Maroon, Navy, Red, True Royal, Silver)

Men 3005 - Size: (S, M, L, XL), (2XL - 4XL add \$3)

Ladies B6005 - Size: (S, M, L, XL), (2XL - 4XL add \$3)

No. of shirts @ \$20 _____ \$ _____

Name on garment is \$5 (no names on caps) X _____

Name _____ \$ _____

Extra Logo (AWA) \$5 X _____ \$ _____

Total \$ _____

Rev.: 11/07/2020

Discount & Rebate Partners



www.albuquerqueexoticwoods.com (505) 299-6945

NMWT members can get a 10% discount upon presenting a current membership card. Military and first responders also get a 10% discount.

Penn State Industries
your wood turning & dust collection source | 1-800-377-7297

www.pennstateind.com

Register as a member of New Mexico Woodturner at Penn State Industries and automatically get 10% off (in addition to most other promos) your entire order !!! Yes! In effect, you will be doubling dipping on the discounts!!!

Register by sending an email to hy.d.tran@gmail.com with the name, address and email to which your Penn State catalogs are sent. Once you're registered, you'll automatically get 10% off every time you shop online (not applicable to phone or mail orders).



CRAFT SUPPLIES USA
THE WOODTURNERS CATALOG

www.woodturnerscatalog.com

CSUSA offers a discount to members on large orders and has a club support program. Visit the web site or phone Kathy Lawrence at 1-800-551-8876

(505) 924-2270

RUGBY®
Architectural Building Products

NMWT members receive Wholesale Prices. Rugby's has hardwoods, Thermofused Melamine, plywood, veneers, and furniture grade pine.



DENDROTECHNOLOGY
TIN SHED MILLWORKS

(505) 980-6161 www.dendrosm.com

LIVE EDGE SLABS, TURNING BLANKS, CUSTOM MILLING

We offer 10% off our listed prices to members and give a free item from our oddments box or a turning blank to first time member customers.



**8100-M4 Wyoming Blvd. NE, #188
Albuquerque, NM 87113**
