



High Desert Turning

You're gonna love the way you turn.

Membership details
found within

We guarantee it!

www.nmwoodturners.org



NMWT's Upcoming Monthly Meeting

Club Meetings are generally held 10:00 am to 12:30 pm on the first Saturday of the month



Who: Bill Zerby

Topic: Left-handed Turning & Hollowing Techniques

When: Jun 4th, 2022 @ 10:00 am MT

(In-person and online demo - zoom session opens at 9:30 am).

Where: North Domingo Baca Multigenerational Center

7521 Carmel NE Albuquerque, NM 87113

*****Masks are required for in-person demo*****

Please see next page for more information regarding guest speaker(s)

The President's Turn

A u t h o r : D o n R o d e n

Many club members met on May 14th to update and create our strategic plan.

We have things that we will be working on putting into a 1-, 3- and 5-year plan on where we see the future of the club going. While the board is working on where we are going as a group, I am interested in where you want to take your turning skills in the new year and beyond. What is it that you see for yourself and skills that you want to try and develop?

I have heard from some that the more experienced turners are creating pieces that are intimidating. While they are creating these beautiful pieces, they also started with similar feelings or thoughts of others doing similar work. The great thing that I have experienced in the many years of belonging to Turning Organizations is that turners are always willing to share techniques and processes with others who would like to learn. We have club mentors that can help you achieve your goals and are waiting for you to reach out and ask them to be your mentor.

(Continued on page 2)



Don Roden - President



NMWT's Upcoming Monthly Meeting

LEFT & RIGHT HAND TURNING

New Mexico Woodturners' meeting on June 4th

Like so many other things in life lathes are designed for righthanded turners. This can be a challenge for leftys, but also a challenge for rightys when you need to get in just that right spot. What's the best solution for leftys, how about rightys?

Hollowing is another challenge we all face, from common bowls to vases to boxes to hollow forms. What's the best way to attack that blank and end up where you want with an even smooth finish?

Lucky for us we've a NMWT founding member and expert turner Bill Zerby on tap 4 Jun. Bill is going to teach us how he learned, what got him where he is today. A hint, simple building exercises and practice.

See you at the New Mexico Woodturners June meeting –
North Domingo Baca Multigenerational Center

This demonstration will show:

Hollowing Techniques **Facing Challenges**
Left-handed Turning
Learn how Zerby learned

New Mexico Woodturners June 4th meeting, don't get LEFT out and suffer that HOLLOW feeling.

Future Programs/Activities

Masks are required for in-person demo

July

NMWT Members

Tips, Tricks, Jigs, & Fixtures

President's Turn

(Continued from page 1)

While we are working on that plan for the club, our 30th Anniversary is coming up in August and that gives us time to reflect on where we have been and how far many members have brought us. We are working on some special things to recognize this milestone event.

Happy and Safe turning to all of you,

Don

NMWT Monthly Board Meeting

Open to all Members

When: June 29th, 2022 @ 7:30 pm

Contact info@nmwoodturners.org or any board member for more info or the Zoom link

Jul 2022 – WE NEED YOU

Time for us to hear your tips, tricks, shortcuts, time to see the jigs and fixtures that make your turning quicker, easier and better. Plus a bonus "limited surprise giveaway"

See you at the July demo! Tom



Aug 2022

is

NMWT's

30th Anniversary


Reflections from Last Month's Meeting

Sharpening Your Tools

Thank you for joining us
A special thanks to Steve Johnson for
the behind the scenes work to sharpen
our presentation for last month.

Rick Judd, Derek Roff,
Hy Tran, & Bill Zerby

Parting tool
Bowl gouge
Spindle gouge
(Negative rake) scraper
Skew (including
honing of the skew)



NMWT on Social Media



The New Mexico Woodturners

are on Facebook and YouTube

Various members of the NMWTs moderate the social media accounts and promote the craft and our club actively on these outlets.

Facebook is just one way to share your work. However, it's also a great platform to ask questions, request constructive criticism and rub shoulders with other turners.

A number of the Facebook group members are not NMWT members and that's okay! However, by our NMWT membership being active on social media we can also share the benefits of club membership, promote club activities and foster relationships with turners around the globe.

Newsletter
Submission
Deadline

J

u

n

20th

Green Wood

* * * H E L P N E E D E D * * *

List what you got here

Please contact info@nmwoodturners.org

The Green Wood Committee is always grabbing green wood in the community and keeping it out of the landfill. There are endless projects that can be done with greenwood. See a board member for more information.

Beads of Courage – NMWT's 2022 Challenge

Our Challenge and Goal:

For each club member to take the time and heart to make at least one Beads of Courage Box during 2022



NMWT currently produces approximately 8 bowls a year and it would be great to see that number increase exponentially.

For more information regarding the program, where to purchase beads, or where to deliver your finely crafted bowl, please Scott Eckstein 505-270-0516 or our NMWT Beads of Courage Chair.

What is Beads of Courage?

Beads of Courage is the NMWT's Community Service Project. Beads of Courage, Inc. is a 501 (c) (3) tax exempt organization working in partnership with the American Association of Woodturners (AAW).

[Official Guide to Beads of Courage – Woodturners Wanted](#)

This is Local!

Our Beads of Courage Bowls are taken directly to UNMH Children's Cancer Facility here in Albuquerque for local patients. However, some bowls can also be sent to a National collection point in Tucson, Arizona.

UNMH Children's Cancer Facility has been treating nearly one hundred seriously ill cancer youngsters each year. For each medical treatment a child receives, he or she gets a bead which they can then keep in their bowl, hence Beads of Courage Bowls. The children do receive a bag to put their beads in, but a Beads of Courage Bowl is far more special and reflective of the hard work to beat cancer!



Elias is featured on BeadsofCourage.org with his prized wood turned box



Member Estate/Shop/Tool Sales Notice

About 5 or 6 of us have organized tool sales for shop tool reductions or helping spouses sell the tools that a deceased member had acquired. *We have done this for about a dozen situations and have noticed a definite decrease in interest and purchases.* We price items at 50% of retail if tool is in good shape and less if tool shows a lot of use. This notice is to inform, ESPECIALLY NEW WOODTURNERS, that you are missing out on some real bargains on power tools, hand tools and wood. Most wood workers value their tools and take good care of them and, as such, are of good value to pass on to the buyer. These sales are also often a great source of high-quality turning blanks. *We give sellers a free service AND give them real hope that our members will clean their space of tools.* These sales are especially a real good opportunity for NEW WOODTURNERS to fill out their shop and we HIGHLY encourage all members to pay close attention to these sales. Undoubtedly more will happen.



Sincerely yours,
"The estate sales team"

Do keep your eyes and ears open for upcoming tool and wood sales



Silent Auction

We love to have nifty items or pieces of timber that can be auctioned at our next meeting to support the Scholarship Fund.

Potential ideas include rough turned bowls, gouges gathering dust, seasoned blanks or turning accessories.

Your contributions go to benefit the Red Hollenbach Scholarship Fund which is used to reduce the cost for members to attend professional demonstrator's hands-on sessions.



Our Turn to Be Thankful

As one of our former club presidents, Larry was committed to working tirelessly on behalf of the club, and in the ensuing years since, he has continued to provide his leadership and skills in many, many ways, much of which has been behind the scenes. My hat is off to Larry for the work he does on behalf of the club members, the club, and those outside the club (e.g. widows of former members). **Bill Baca**

Kind, calm and level headed, Larry is there for NMWT. Larry is there for us. When we need someone to lead or help he is always there. I am so thankful he is a part of our club and a friend to many of us. Oh yeah, he can turn! **Tom Durgin**

Larry was instrumental in setting up and keeping track of the library displays and so much more! Larry never says "no" and he's always first to volunteer'. **Sally Breeden**

Larry not only does amazing woodturning but is helpful to share how he does it. Larry is always a part of every volunteer effort helping or leading. On top of all that, Larry is a nice guy! **Ron Bahm**

Larry is and has been the ultimate member of NMWT's from the time I joined the club. He is constantly volunteering his time on behalf club activities, be it Greenwood, pen turning, demonstrating or helping set up at the State Fair. **Bob (Rocky) Rocheleau**



Women in Turning

Meeting Notice

When: Sunday, June 26, 2022 @ 1 pm

Topic: Turning Scoops & Spoons

Where: Dovetail Workshop

6102 Jefferson St NE, Suite D ABQ, NM 87109



The next meeting of the NM WiT is June 26, 2022 at an earlier time of 1 PM. This is the Sunday after Father's Day. It will be held at Dovetail Community Workshop as it usually is. As always, any woman who is interested in either learning what woodturning is or would like to learn to turn, is totally welcome to attend. If you are a woodturner and are looking for fellow women turners, come on down.

At our last meeting, we decided that we will be doing two projects on the lathes in June. Patricia Apt, who is an extraordinary turner of all things miniature, is going to show how to turn scoops. These are the kind of scoops that you can use in your kitchen or garden, not just something cute to look at. In addition to Patricia, we will also have Nancy Matteson who loves to turn bowls and other useful things. She is going to show us all how to turn spoons. There is a trick to it which keeps you from getting hit while the handle is spinning around. Bring your face masks and a dust protection mask. As we have all noted, it is very dusty in the woodshop. (Gee, I wonder why). See you all then.



WiT Local Chapter March Meeting



Kay Grant leading a WiT meeting

Thank you Dovetail Community Workshop for your continued support

What we offer is access to the AAW site and wonderful monthly magazine, and a group of engaged and enthused turners!

Join the private

[Facebook](#) group page [Women in Turning](#) to get ideas & support. AAW membership is not required.

Women in Turning (WiT) -- The

AAW strives to deliver the publications and services that our members need to grow, connect, explore, and thrive in the areas of woodturning that are important to them.

[Guest Membership](#)

ALSO – join the AAW with a guest membership so you can see what else WiT and AAW

By signing up for a complimentary Guest membership, you can have access to AAW resources for a full 60 days. You will be able to explore what the AAW has to offer, kick our tires, and hopefully decide to become a full-fledged, paid AAW member to benefit from everything the AAW has to offer.



Local WiT Contacts

Kay Grant

661-599-1832

wykayg@gmail.com

Kathy Knorr

847-819-2515

kathyknorr@gmail.com

Sally Breeden

505-352-0159

jfbreeden@comcast.net

Erin Perry O'Donnell

505-926-1693

erin@dovetailworkshop.com

Women in Turning

Try out an American Association of Woodturners (AAW) membership for 3 months!!

We know you will be hooked!

AAW Membership Application

WIT (Women in Turning) is “dedicated to encouraging and assisting women in their pursuit of turning, sharing ideas and processes to further member’s skills and creativity, and increasing participation of women in the field of woodturning.”

The AAW WIT Committee agrees that to further this mission, we can work with chapters to help grow the number of women in AAW. Currently, women comprise less the 9% of AAW membership.

To encourage women to join AAW, the WIT Committee offers a limited number of WIT sponsored half price AAW memberships to women for a one-year, full "General" AAW membership.



Eligibility To be eligible, a grant recipient must be a woman and who has never previously been a member of AAW.

Process Only the chapter AAW WIT Liaison, Kay Grant and Sally Breeden, chapter president or vice-president may request the grant. After we’ve received the application, the recipient will be sent a promotional code with instructions on how to use the code in applying for an AAW membership. If you have questions, please email wit@woodturner.org.

Limitations

If the nominee is a new member of a local chapter (within the last two months), WIT will pay 100% of the AAW membership.

If the nominee has been a member of a local chapter for more than two months, WIT will pay 50% of the AAW membership.

If the nominee is not a member of a local chapter, WIT will pay 50% of the AAW membership.

Grants are currently limited to no more than two women, per chapter, per quarter.

Quarters end January 31, April 30, July 31, and October 31. Based on the number of requests, this limitation may change.

We hope that this offer will be an incentive for new women woodturners to join your chapter.

[Click Here for AAW Specials for WIT](#)

NMWT's is Seeking Volunteers

We are in need of volunteers for these positions:

Newsletter Editor (please see a board member) – Need someone to manage and coordinate content of newsletter

Apparel Manager (please see a board member)

Set Up/Clean up crew for monthly meeting (need 4-5 people) call Rocky 505-235-9002. I would like to have the clean-up crew serve on a 3 month basis, then have another group for 3 months. Chairs will not have to be moved.

Green Wood Manager (please see a board member) - Green wood is a major incentive of club membership! Having access to green wood is often priceless for many of us, too. The New Mexico Woodturners needs a new chairperson for the Green Wood Committee. The position is ideally filled by a member who has space to keep bolts and logs of timber as well as a truck or trailer for transporting wood from donors and to meetings.)



Green Wood and Shrinkage

A u t h o r : H y T r a n

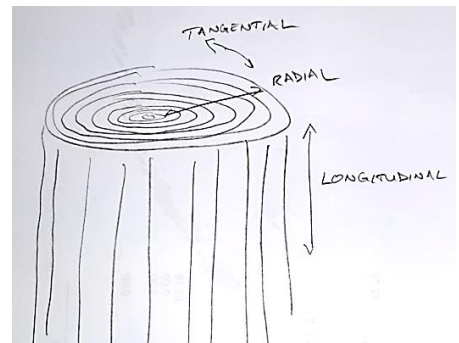
Many of you have obtained “green wood” recently (or wood that claimed to be green). Are you surprised that its color is not actually green? Me too! You don’t need new glasses! Green wood generally means wood that’s cut from a recently dead tree.

Cabinet and furniture makers work with kiln-dried wood (sometimes, with air-dried wood). Kiln-dried wood has the moisture content reduced to about 10% or less (by weight). In a live tree (or recently dead tree), the moisture content is typically 60% or higher. In your house, the humidity content is well-controlled, so the internal moisture content in cabinets and furniture won’t change a lot throughout the year. But if you turn something out of green wood, the moisture content will change dramatically as the green wood dries out.

The grain of the wood has three directions: Longitudinal, radial, and

tangential, see the illustration. As moisture is removed, the wood will shrink—but it will not shrink uniformly in all directions. It will hardly shrink along the longitudinal direction; it will shrink the most along the tangential direction. (An easy way to remember: Shrinkage goes in inverse alphabetical order: Tangential > Radial > Longitudinal). Hard maple will typically shrink twice as much along the tangential direction as it shrinks along the radial direction as it dries. This differential shrinkage is why your pieces may crack or warp as you work with “green wood”—or the piece of wood that you got will develop checks and cracks.

We like to turn green wood because it turns really easily—but we have to beware the fact that the finished product will distort and warp (and maybe even crack)



Tangential > Radial > Longitudinal Figure

as it dries out. There are many sources on the web about working with green wood, and “twice turning”—turning a bowl once to a rough dimension, allowing it to dry out, then, turn again once it’s dry to its finished dimension. The American Association of Woodturners (AAW) has many publications and articles in their journal about working with green wood. If you want to learn more, I also highly recommend R. Bruce Hoadley’s book *Understanding Wood*.

Weigh Your Epoxy

A u t h o r : D e r e k R o f f

CA glue is the duct tape of the turning world – it's used for almost everything, but it isn't always the best choice. One of the many different epoxy formulations can offer advantages for some turning needs. The most obvious difference is that epoxy will give you much more time to work, with some versions setting up in minutes, while others can give you hours of working time. Other important advantages include greater water resistance, greater strength, and greater longevity. In some cases, higher temperature and chemical resistance might be important to your project.

A disadvantage for epoxy is the need to mix the two parts accurately. Many epoxies specify a mix ratio of 1 part resin to 1 part hardener, by volume. Higher performance epoxies are often mixed 2:1. Authorities recommend staying within 10% of the specified proportions, to obtain optimum performance. Since resin and hardener tend to have very different viscosities, a dollop of one part will sit taller than a similar dollop of the other part. This makes it quite hard to precisely judge the proportions.


I've mixed a lot of epoxy by eye, and with measuring spoons or cups. Especially when I am mixing small amounts, I have not been happy with either approach. Beginning a few years ago, I bought an inexpensive, highly accurate electronic scale, and it revolutionized my mixing of epoxy. Using this scale, mixing epoxy is faster, more accurate, and less stressful.

I chose a scale that indicates weights down to 1/100th of a gram! This scale currently sells for \$12.99. For me, this level of accuracy at such a low price is astounding. When I was in college, scales with this kind of precision cost over a thousand dollars. This scale will weigh up to 500g, or about 18 ounces.

[Link to Purchase Scale](#)

As you will see in the photo, I mix the resin and hardener in small plastic mixing cups, which cost two to five cents each. I place the mixing cup on a thin piece of paper on the scale platen, to protect from spills. Like all electronic scales, the display can be zeroed after placing the paper and cup on the scale. The mixing ratio by weight is slightly different than by volume. 2:1 by volume is often 100:44 by weight. Working with these numbers, it's nice to have two decimal places on the scale's display.

I decide on the rough amount of epoxy that I want to mix, which is often on the order of two to three grams, for crack filling or inlay. I pick numbers that are easy to work with. For the 100:44 ratio, I might pick 1.00g of resin and .44g of hardener. Or 2.00g and .88g. It is fairly easy to accurately add a gram or two of resin to the mixing cup. By dripping the last few drops into the cup from a small stick, I can often hit 1.00g on the scale display. If I am a little over, I make a note of it. Next, I will add the .44g of hardener, in the same way. If I miss by more than 10%, I will add little more resin. As in the photo, I can often hit the desired sum exactly (1.44g total, in this case). If not, it's easy to get very close to the proper ratio.



Digital Scale & Epoxy Example

After weighing the resin and hardener, all that is left is stirring the two parts together thoroughly, adding the chosen inlay or colorant, and then applying the epoxy to your project. I find measuring and mixing epoxy by weight to be fairly quick and very reliable.

Like CA, epoxy may produce gases as it is mixed and while curing, which you want to avoid breathing. Check the safety recommendations as you choose an epoxy variety. Some are much safer than others. Avoid skin and eye contact. Work with adequate ventilation and the proper respirator, if needed.

Ageless Artisan Fair

A u t h o r : L a r r y L i n f o r d



May 21, 2022

On Saturday, May 21, four members of the New Mexico Woodturners represented the club at North Domingo Baca Multigenerational Center's first annual Ageless Artisan Craft Fair. Awnings for about 50 booths were erected in the Center's north parking lot. Members of any art or craft classes at any of the City of Albuquerque's multigenerational and senior centers were eligible to rent booth space and display and sell their creations. Woodworking, ceramics, jewelry, textiles, clothing, paintings, sculptures and carvings and more were on display. There was also a classic car show, live music and food trucks.

Ron Bahm, Larry Linford, Bob Roseleau and David Waldrup displayed several dozen pieces, and 12-15 items were sold from the booth. Scores of people visited the booth, most marveled at the turnings and asked many questions about how the pieces are made.

The NMWT's banner was prominently displayed, and more than a few club brochures were distributed, along with descriptions of the demonstrations that take place at the club meetings right there at North Domingo Baca.

Ron, Larry, Bob and David had fun and all expressed satisfaction with the Fair. The club should definitely participate again next year, when even more potential customers are expected to browse the booths.



Photo Gallery

Changes in the Woodturners Gallery

Woody Stone has done an excellent job of posting pictures to the gallery at the monthly meetings and making sure it also got to the newsletter editor to get posted there too. As you know Woody has now been elected club Treasurer. Bert & Kay Grant have volunteered to fill his shoes. In the past when the club photographer has changed members had to find his email address in order to submit photos of their work. Well, thanks to Dave Stein that problem has been solved. There is now a permanent address for you to send your photos no matter who the club photographer is.

Effective now, send your photos to:

gallery@nmwoodturners.org

Please consider adding the wood species as well as your name to your posting. It will help newer turners in learning to identify wood they might want to use in the future.

One request: Please post by the 3rd Saturday of the month.

This will allow the gallery to be prepared for the newsletter and for the meeting. This is not to say that a late posting definitely won't make it to the gallery but it probably wouldn't make it to the newsletter.

Happy Turning all. Bert & Kay

Instant Photo Gallery



Bert Grant



Kay Grant

Please send gallery photos by the 3rd Saturday of the month to
gallery@nmwoodturners.org

Photo Gallery

Instant Photo Gallery



Brad Carvey



Please send gallery photos by the 3rd Saturday of the month to
gallery@nmwoodturners.org

Photo Gallery

Instant Photo Gallery

Chuck Dowty



Please send gallery photos by the 3rd Saturday of the month to
gallery@nmwoodturners.org

These photos can be found in the Galleries section on NMWT's webpage

Photo Gallery

Instant Photo Gallery

Daniel Cross



Please send gallery photos by the 3rd Saturday of the month to
gallery@nmwoodturners.org

These photos can be found in the Galleries section on NMWT's webpage

Photo Gallery

Instant Photo Gallery



Hy Tran



Please send gallery photos by the 3rd Saturday of the month to
gallery@nmwoodturners.org

Photo Gallery

Instant Photo Gallery

Woody Stone



Please send gallery photos by the 3rd Saturday of the month to gallery@nmwoodturners.org

Photo Gallery

Instant Photo Gallery



James Redstrom

Thank you for
the submissions!



Ron Bahm

Please send gallery photos by the 3rd Saturday of the month to
gallery@nmwoodturners.org

Marketplace

Grizzly Lathe for Sale

Grizzly G0766 lathe.

Overall it's in good condition, normal signs of use. This will be available for pickup mid May, or we can meet halfway if it's not too far. I have the factory banjo but I installed a Oneway 2436 banjo, it's far superior. Comes with the factory 6" faceplate, spur drive and live center. Asking \$1500.00.



Located in
Silver City,
NM.

Joe Holguin
575-654-0258;
joesfh@gmail.
com

Delta Air Cleaner

Part number 50-868 with remote control



\$250.00
which is
half the
going price.



Contact Jack
Henning

henning8402@msn.com

NOVA 1624

Johnathan at Albuquerque Exotic Woods contacted us about a customer that came in wanting to know who would be interested in buying a NOVA 1624.

If you are interested, please contact Albuquerque Exotics and Johnathan has pictures and the asking price is \$400.

Packaged Bundle

Jet 1221vs lathe with all original accessories NEW, never used

Apprentice mini 4-jaw chuck 7 piece set NEW, never used
Advanced lathe tools 3", 6" and 9" tool rests; NEW, never used

Nova G3 chuck with 2" and 2 3/4" jaws, and 1x8 to 1 1/4x8 adapter; used a couple times.



I would like to sell the items as a package: \$1,200. Call or text Greg McClurg, 970-946-9687



See our Marketplace section on our website for better photos

Marketplace

Rough-Turned Bowls for Sale

David Hallman has hundreds of rough-turned bowls, in various woods, including cherry, china berry, walnut, sycamore, mimosa, sassafras, and mesquite. Some are natural edge (with and without bark), others are cut edge. Sizes range from four inches up to fifteen inches wide, shallow up to six inches tall. Asking one dollar up to twenty five dollars for the larger sizes. Volume discounts. Located in Silver City.

Contact David at (575)654-0299
or mesquitedave@gmail.com



Hollowing Systems for Sale

Contact Bob Rocheleau at (505)235-9002.

Vicmarc hollowing system for \$200,
pictured here:



Wood for Sale

Species include:

**Blood wood,
Spaulted maple,
Spaulted
hackberry,
Brazilian walnut,
Curly maple,
Pomelle bubinga,
Bubinga, Hondoras
rosewood,
Tulipwood, Black
mesquite, Wenge,
Gabon ebony,
Cocobolo, Tea tree,
Bocote, Arariba,
Moradillo,
Lacewood, Yellow
heart, Padauk, King
wood, Canary
wood, Mahogany.
See some of the
wood pictured
here.**



**Many species. Most
4/4, and some 8/4,
and also a large
quantity of boards
1/4"-3/8" thick;
surfaced both sides.
Jim will take offers at
20% to 50% of the
best price you can find
on the internet,
depending on species.
Please call Jim McLain
at 575-517-6535 if
you are interested in
making a trip to
Socorro for some
great wood.**

Bridge for Sale



This is a sample marketplace posting.

We welcome members to use this space for anything related to woodturning. There is no charge for listing an item. Ads will run for about one month.

To request a listing, send item and contact info to sale@nmwoodturners.org. Your ad will be reviewed and posted as quickly as possible.

***** You must be an NMWT member to post ads *****

See our Marketplace section on our website for better photos

2022 Elected Officers, Directors & Committee Chairs

President



Don Roden
763-234-5780

Vice President



Tom Durgin
505-688-1369

Treasurer



Woody Stone
828-808-7876

Secretary




Sally Breedon
505-352-0159

State Fair



Bill Mantelli
505-400-0266

Membership



Tom McLarty
505-298-3790

Webmaster



Dave Stein
505-266-0356

Lead Video



Derek Roff
505-438-1820

Email Administrator



Hy Tran
505-459-8132

Member-at-Large



Ron Bahm
505-881-8845

Equipment & Workshops Beads of Courage Chair



Scott Eckstein
505-270-0516

Logistics



Bob "Rocky" Borscheleau
505-235-9002

SEEKING

NEWSLETTER EDITOR

GREENWOOD MANAGER


LIBRARIAN

APPAREL MANAGER

Please speak to a board member regarding any of these positions

2022 Elected Officers, Directors & Committee Chairs

Raffle Coordinator



Dean Cross
575-644-8945

Librarian



Help Needed

Special Workshops



John Ellis
505-463-7750

Green Wood Manager



Help Needed

Past President



Rick Judd
612-280-8300

Newsletter Designer



Traci Durgin
news@nmwoodturners.org
505-688-1370

Newsletter Editor



Help Needed

Photographer(s)



Bert & Kay Grant
gallery@nmwoodturners.org
661-599-0116

Did you know we have a Library?

DVD Rental: A good selection of educational DVDs are available for check out during club meetings.


Please use and return DVD's in one month if possible and donate \$1.00 for each DVD checked out to help with expenses. If you encounter any problems with DVD's, please notify the librarian of those problems.

LIBRARY

Mentors

Bill Zerby

505-263-6632
Rio Rancho – NM
528 & Southern



Basic spindle turning
& tool sharpening

Don Roden

763-234-5780
Albuquerque –
Dovetail Workshop



Basic spindles, bowls
and the skew chisel

Hy Tran

505-459-8132
Albuquerque –
Paseo & Ventura



Beginner and Novice
woodturning

John Ellis

505-463-7750
Placitas



Basic turning, plates,
tools & handles

Larry Linford

505-870-1601
Albuquerque



Basket illusion turning
and embellishment

Bob “Rocky” Borcheleau

505-235-9002
Albuquerque – NE Heights



Segmenting and bowl
turning

Free to NMWT members: give a Mentor a call!

Mentors

Rick Judd

615-280-8300
East Mountain



Hollow forms, bowls,
lidded boxes, burls,
natural edge

Ron Bahm

505-881-8845
Albuquerque – NE
Heights



Pen turning, beginning
segment construction,
beginner woodturning

Ron Phillips

505-553-6139
Rio Rancho – Rivers
Edge II



Beginning, basic and
intermediate turning.
Also, specialty tools,
rests & steadies

YOUR NAME

Your phone #
Your location



What can you offer?
Help us fill this space

YOUR NAME

Your phone #
Your location



What can you offer?
Help us fill this space

YOUR NAME

Your phone #
Your location



What can you offer?
Help us fill this space

Free to NMWT members: give a Mentor a call!

Quick Reference List

(Printer Friendly Version)

2022 Elected Officers, Directors & Committee Chairs


news@nmwoodturners.org

President	Don Roden	763-234-5780	Newsletter Editor	Help Needed	
Vice President	Tom Durgin	505-688-1369	Newsletter Designer	Traci Durgin	
Treasurer	Woody Stone	828-808-7876	Photographer(s)	Bert & Kay Grant	661-599-0116
Secretary	Sally Breeden	505-352-0159	Raffle Coordinator	Dean Cross	575-644-8945
State Fair	Bill Mantelli	505-400-0266	Librarian	Help Needed	
Membership	Tom McLarty	505-298-3790	Equip/Workshops	Scott Eckstein	505-270-0516
Webmaster	Dave Stein	505-266-0356	Green Wood – ABQ	Help Needed	
Lead Video	Derek Roff	505-438-1820	Green Wood Help	Help Needed	
Email Administrator:	Hy Tran	505-459-8132	Logistics	Bob Rocheleau	505-235-9002
Member-at-Large	Ron Bahm	505-881-8845	Special Workshops	John Ellis	505-463-7750
Past President	Rick Judd	612-280-8300	***SEEKING MENTORS***		

Quick Reference List for Mentors

Free to NMWT members: give a Mentor a call!

Bill Zerby Rio Rancho – NM 528 & Southern	➡	505-263-6632	➡	Basic spindle turning & tool sharpening
Don Roden Albuquerque – Dovetail Workshop	➡	763-234-5780	➡	Basics of spindles, bowls and the skew chisel
Hy Tran Albuquerque – Paseo & Ventura	➡	505-459-8132	➡	Beginner and novice woodturning
John Ellis Placitas	➡	505-463-7750	➡	Basic turning, plates, tools & handles
Larry Linford Albuquerque	➡	505-870-1601	➡	Basket illusion turning and embellishment
Rick Judd East Mountain	➡	615-280-8300	➡	Hollow forms, bowls, lidded boxes, burls, natural edge
Ron Bahm Albuquerque – NE Heights	➡	505-881-8845	➡	Pen turning, beginning segment construction, beginner woodturning
Ron Phillips Rio Rancho – Rivers Edge II	➡	505-553-6139	➡	Beginning, basic & intermediate turning – also specialty tools, rests & steadies
Bob “Rocky” Rocheleau Albuquerque – NE Heights	➡	505-235-9002	➡	Segmenting and bowl turning

Members are always welcome to contact the people on the mentor list for guidance to better turning ideas and techniques

Membership Renewal

Membership Dues

Membership dues renewals are due on or before the last day of the month in which the member's current membership term expires. Members who do not renew within thirty (30) days after their membership expiration date will no longer have access to member privileges and will no longer receive the monthly newsletter. Annual dues are as follows:

One year: \$25 for an individual; \$30 for a family
 Two Years: \$45 for an individual; \$55 for a family
 Three Years: \$65 for an individual; \$80 for a family
 Lifetime: \$300 for an individual; \$350 for a family

Additional Fees

1. An individual member who subsequently adds family members will pay the difference between the individual dues and the family dues rate for the remainder of that membership year (i.e., a one-year individual member adding family members would pay an additional \$5.00 dues for the remainder of the membership year).
2. A member requiring a mailed copy of the monthly newsletter will pay an additional \$10 per year to cover cost of mailing.

Renew Online

We are very pleased to announce that you can now pay your membership dues with a credit card on the NMWT website at:

<https://www.nmwoodturners.org/>.

To access online dues payment, simply go to the new "Membership" tab near the top of the homepage and select "Pay Online" from the drop-down menu. This will take you to a secure website managed by Converge, our credit card service provider. There you will find a series of "Buy Buttons" that are clearly labeled with each membership dues option. Simply select the dues option that you want and then hit the "Checkout" button.

You will need to fill in all of the contact information on the payment processing page so that the Treasurer can confirm that our membership records are up to date and also so that he can send your new membership card by regular mail. Also, due to some reporting limitations of the Converge website, you will need to once again select the dues option you want from the drop-down menu labeled "Items Purchased". Fill in your credit card information and hit the "Submit Payment" button to complete the transaction. You should receive an "Order Confirmation" with full details of your purchase by e-mail, and the Treasurer will mail your membership card to you. That's all there is to it!

[Web-Based Credit Card Dues Payment Now Available](#)

Renew by Mail

You can, of course, still mail a check along with current contact and e-mail information to our **Treasurer, Woody Stone, at 2 Blue Corn Ct. Sandia Park, NM 87047.**

The easy way to do that is to go to that same new "Membership" tab on the NMWT homepage and select "Membership Form" from the drop-down menu.

Fill in the form **(PLEASE PRINT CLEARLY)** and mail it to Woody with your check. Should you have any issues or questions regarding the new Credit Card payment system or if you are not sure if your membership expires at the end of 2020, feel free to call Woody at 828-808-7876 or e-mail him at eesphoto492@gmail.com.

Want a quick jump to our website, scan here!



How to Contribute to High Desert Turning

The NMWT's newsletter editor has submitted High Desert Turning to the AAW's 2020 and 2021 Best Chapter Newsletter Contest. Unfortunately for the NMWT, High Desert Turning has not been selected in the top 3 chapters either year. However, the NMWT chapter website won 1st prize in 2020 for the Best Chapter Website Contest. So, we know it's possible to rank highly among the numerous chapters of the AAW. Much of the website content can be found in High Desert Turning.

So, now you ask, "What is in it for me?" Well, we will get to that. But first, our ask is this:

Submit a short snippet, article or outline of a shop tip or trick you use. You'll be surprised by how many folks will benefit from your personal idea or solution. Take 2, 3, 4 or 5 photos of your process, pieces or how your tip or trick comes together to illustrate how the membership can implement your idea in their shop. If appropriate, share credit where credit is due should you have benefited from a social media post, YouTube video or viewing an in-person demonstration.

Please consider contributing to the NMWT newsletter High Desert Turning! No tip too elementary and no trick too simple will go unpublished. We count on you to make our newsletter awesome. Please send your contribution to news@nmwoodturners.org

Here's what's in it for you:

You are inspiring dozens upon dozens of other turners implement shop solutions that ease their way and improve their flow and turning. You have ideas and solutions that many folks likely envy and would benefit from knowing. There's gratification in uplifting fellow turners.

The club has a large tote of exotic, seasoned and figured timber that was acquired during lockdown and you will be free to select a piece of your choice for every published tip or trick. The tote has wonderful turning stock and you can rifle through it for your choice.

NMWT's Logo Apparel

NMWT Cap, Shirts & Smock

Caps (Baseball)	\$15
Long Sleeve Denim Shirt	\$30
Short Sleeve Denim Shirt	\$30
Short Sleeve Snap Shirt	\$30
Polo (golf) Shirt w/pocket	\$30
T-Shirt V-Neck	\$20
Smocks	\$50

Items include embroidered NMWT logo

Names embroidered on shirts are additional \$5.00
 Sizes XXL, 3XL, 4XL and up are an additional \$3.00
 Contact: Don Roden at 763-234-5780

Order Form on Next Page

Get order forms at club meetings from Ivan Blomgren or download from the website and turn in the completed order form(s) to Ivan with payment. *Orders are submitted on a quarterly basis and can be placed with Ivan up through the middle meeting of each quarter.*

Full payment for an order will need to be submitted with each order form before it can be processed! Order placement cut off dates for each quarter will be as follows:



Quarter	Months	Order Meeting	Delivery Meeting
1st	Jan-Mar	Feb	Mar
2nd	Apr-Jun	May	Jun
3rd	Jul-Sept	Aug	Sept
4th	Oct-Dec	Nov	Dec

NMWT's Logo Apparel

NMWT SHIRT/CAP ORDER FORM

NAME _____ DATE _____

ADDRESS _____

TELEPHONE _____

Caps with Logo BX005: Color: (Dark Green, Red, Navy, Stone)

(Embroidery on Navy caps will be silver in place of black)

No. of caps @\$15 each _____ \$ _____

Long Sleeve Denim Shirt with Logo: Color: (Dark Denim, Light Denim, Washed Black)

Men M550 - Sizes: (S, M, L, XL), (2XL - 4XL add \$3)

M550T (Tall add \$6 each [in Men's size only])

Ladies M550W - Sizes: (S, M, L, XL), (2XL - 4XL add \$3)

No. of shirts @\$30 each _____ \$ _____

Short Sleeve Denim Shirt with Logo: Color: (Dark Denim, Light Denim, Washed Black)

Men M550S - Size: (S, M, L, XL), (2XL - 4XL add \$3)

No. of shirts @\$30 each _____ \$ _____

Short Sleeve Key West Performance Staff Shirt with Logo (Two Pockets):

Color: (White, Cloud Blue, Green Mist, Khaki, Navy)

Men M580 - Size: (S, M, L, XL), (2XL - 4XL add \$3)

Ladies M580W - Size: (S, M, L, XL), (2XL - 4XL add \$3)

No. of shirts @\$40 each _____ \$ _____

Polo Shirts w/ Pocket with Logo: Color: (White, Black, Forest, Campus Gold, Light Blue, Burgundy, Classic Navy, Classic Red, Electric Blue, Platinum)

Men 88181P - Size: (S, M, L, XL), (2XL - 4XL add \$3)

Ladies 78181P - Size: (S, M, L, XL), (2XL - 4XL add \$3)

No. of shirts @\$30 each _____ \$ _____

T-Shirts V-Neck with Logo: Color: (White, Black, Turquoise, Ocean Blue, Maroon, Navy, Red, True Royal, Silver)

Men 3005 - Size: (S, M, L, XL), (2XL - 4XL add \$3)

Ladies B6005 - Size: (S, M, L, XL), (2XL - 4XL add \$3)

No. of shirts @ \$20 _____ \$ _____

Name on garment is \$5 (no names on caps) X _____

Name _____ \$ _____

Extra Logo (AWA) \$5 X _____ \$ _____

Total \$ _____

Rev.: 11/07/2020

Discount & Rebate Partners



www.albuquerqueexoticwoods.com (505) 299-6945

NMWT members can get a 10% discount upon presenting a current membership card. Military and first responders also get a 10% discount.

Penn State Industries
your wood turning & dust collection source | 1-800-377-7297

www.pennstateind.com

Register as a member of New Mexico Woodturner at Penn State Industries and automatically get 10% off (in addition to most other promos) your entire order !!! Yes! In effect, you will be doubling dipping on the discounts!!!

Register by sending an email to hy.d.tran@gmail.com with the name, address and email to which your Penn State catalogs are sent. Once you're registered, you'll automatically get 10% off every time you shop online (not applicable to phone or mail orders).



CRAFT SUPPLIES USA
THE WOODTURNERS CATALOG

www.woodturnerscatalog.com

CSUSA offers a discount to members on large orders and has a club support program. Visit the web site or phone Kathy Lawrence at 1-800-551-8876

(505) 924-2270

RUGBY®
Architectural Building Products

NMWT members receive Wholesale Prices. Rugby's has hardwoods, Thermofused Melamine, plywood, veneers, and furniture grade pine.



DENDROTECHNOLOGY
TIN SHED MILLWORKS

(505) 980-6161 www.dendrosm.com

LIVE EDGE SLABS, TURNING BLANKS, CUSTOM MILLING

We offer 10% off our listed prices to members and give a free item from our oddments box or a turning blank to first time member customers.



**8100-M4 Wyoming Blvd. NE, #188
Albuquerque, NM 87113**
