



High Desert Turning

You're gonna love the way you turn.

Membership details
found within

We guarantee it!

www.nmwoodturners.org



NMWT's Upcoming Monthly Meeting

Club Meetings are generally held 10:00 am to 12:30 pm on the first Saturday of the month

Who: NMWT Members

Topic: Tips, Tricks, Jigs, & Fixtures

When: Jul 2nd, 2022 @ 10:00 am MT

(In-person and online demo - zoom session opens at 9:30 am).

Where: North Domingo Baca Multigenerational Center

7521 Carmel NE Albuquerque, NM 87113

*****Masks are required for in-person demo*****

Please see next page for more information regarding guest speaker(s)



We Hope You Had a Nice Father's Day

My son was visiting over fathers day and decided I need to have hearing protection as well as a face shield. I had never seen them combined like this before. Didn't look in the right place or even think about it. In case others haven't either, here it is.

Larry Evans



NMWT's Upcoming Monthly Meeting

Tips
Tricks
Jigs
Fixtures

New Mexico Woodturners' Meeting on Jul 2nd

We all have or are establishing our turning process, what if it could be easier? What about those little things that make it go smoother, faster and result in better turning? I can tell you this, we are about to see and hear some of those things at this gathering!

An all-star lineup on tap with Tips, Tricks, Jigs and Fixtures to up your turning game. We are targeting you all, beginners to advanced.

Thanks to Steve Johnson, Tim Kelly, Hy Tran, Ron Bahm, Scott Kershaw and more. This is really going to be good.

Don't get tricked, Saturday 2 July 10AM it is all happening for you!

This demonstration will share:


NMWT TALENTS

Get ready for a boost at the New Mexico Woodturners July 2nd meeting, you are going to leave dancing a jig.

Future Programs/Activities

Masks are required for in-person demo

Aug NMWT Members Quick and Easy State Fair Giveaway Turnings



Thanks for
supporting
NMWT



Happy 4th of July

From NMWT Board
Members and
Committees



Aug 2022
is

NMWT's

30th Anniversary

NMWT Monthly Board Meeting

Open to all Members

When: July 27th, 2022 @ 7:30 pm

Contact info@nmwoodturners.org or any board member for more info or the Zoom link

Reflections

Left & Right Hand Turning

Hollowing Techniques

Facing Challenges

Left & right
handed Turning

Learn how Zerby learned



2022 New Mexico State Fair

The State Fair is a GO again this year and we are going to participate. The fair is a fantastic opportunity to show the public some of the useful and beautiful things we create from a chunk of wood. It also provides an opportunity for us to promote the New Mexico WoodTurners.

Entering a turning, or any number of turnings, gets you a written critique of every entry by some of the best turners in New Mexico and maybe even a ribbon.

NMWT is covering the \$5 entry fee for all club members

The State Fair provides the venue and the ribbons and the New Mexico WoodTurners provide about 460 man/hours of volunteer time to make it all work. So, we will be looking for volunteers soon.

Bill Mantelli

State Fair Coordinator



NMWT on Social Media



The New Mexico Woodturners

are on Facebook and YouTube

Various members of the NMWTs moderate the social media accounts and promote the craft and our club actively on these outlets.

Facebook is just one way to share your work. However, it's also a great platform to ask questions, request constructive criticism and rub shoulders with other turners.

A number of the Facebook group members are not NMWT members and that's okay! However, by our NMWT membership being active on social media we can also share the benefits of club membership, promote club activities and foster relationships with turners around the globe.

Newsletter
Submission
Deadline

J

u

I

25th

Event**Pens for the Troops****C o n t a c t : L a r r y L i n f o r d****l d l i n f o r d @ y a h o o . c o m 5 0 5 - 8 7 0 - 1 6 0 1****Turning Pens for the Troops**

New Mexico Woodturners are turning
pens for the troops.



The New Mexico Woodturners will be continuing the 2022 Pens for Troops Project in late July or early August. The previously delayed June "group turning" will take place at Albuquerque Exotic Woods, NMWT's partner in the project. This morning-long event will include up to six lathes, and several mentors will be available to assist those new to making pens.

The club has produced about 130 pens so far this year, with the April event at DoveTail, and several members turning pens in their shops. We would like to see at least 200 pens produced by the end of the summer. These will be sent to WoodCraft, where they will be added to those produced by other clubs and shipped to troops overseas, as well as wounded troops currently hospitalized. WoodCraft will send NMWT a new pen kit for each pen we submit, so the project can continue next year.

Currently, we have about 70 kits, and we have added pen blanks to each kit. The blanks have been cut to size, and the brass tubes glued in, so there is nothing to do but turn them and assemble the pens. Anyone who would like to turn pens in their shops can pick up kits from Larry Linford. He can be contacted at: ldlinford@yahoo.com, or 505-870-1601. Or, kits can be picked up at the next club meeting on Saturday, July 2.



**Let's produce 70+
pens by the end
of summer!**

Green Wood

Joe "Stretch" Cole 480-216-3580 or Mark Edgren xxx-xxx-xxxx



List what you got here

Please contact info@nmwoodturners.org

The Green Wood Committee is always grabbing green wood in the community and keeping it out of the landfill. There are endless projects that can be done with greenwood. See a board member for more information.

Beads of Courage – NMWT's 2022 Challenge

Our Challenge and Goal:

For each club member to take the time and heart to make at least one Beads of Courage Box during 2022



NMWT currently produces approximately 8 bowls a year and it would be great to see that number increase exponentially.

For more information regarding the program, where to purchase beads, or where to deliver your finely crafted bowl, please Scott Eckstein 505-270-0516 or our NMWT Beads of Courage Chair.

What is Beads of Courage?

Beads of Courage is the NMWT's Community Service Project. Beads of Courage, Inc. is a 501 (c) (3) tax exempt organization working in partnership with the American Association of Woodturners (AAW).

[Official Guide to Beads of Courage – Woodturners Wanted](#)

This is Local!

Our Beads of Courage Bowls are taken directly to UNMH Children's Cancer Facility here in Albuquerque for local patients. However, some bowls can also be sent to a National collection point in Tucson, Arizona.

UNMH Children's Cancer Facility has been treating nearly one hundred seriously ill cancer youngsters each year. For each medical treatment a child receives, he or she gets a bead which they can then keep in their bowl, hence Beads of Courage Bowls. The children do receive a bag to put their beads in, but a Beads of Courage Bowl is far more special and reflective of the hard work to beat cancer!



Elias is featured on BeadsofCourage.org with his prized wood turned box



Beads of Courage Update

A u t h o r : B i l l B a c a

Ron Bahm and I delivered three Beads of Courage (BOC) bowls to the Child Life Department at the UNM Children's Hospital in Albuquerque the 23rd of June. The bonus of this "field trip" was to meet the BOC point of contact for the UNM Children's Hospital, Lacey Anderson, and come away with an understanding of how and why the bowls end up with a particular child. Lacey Anderson is the Beads of Courage contact, among other things, for the UNM Children's Hospital, and thus, the club's point of contact at the hospital. While Scott Eckstein is the club's BOC Chair, we are encouraged to deliver the BOC bowls or vessels to Lacey in person.


Lacey is a Certified Child Life Specialist, in the Child Life Department, at the UNM Children's Hospital. When I spoke with her, she was very excited that we were interested in supporting the parents and children in the BOC program (she is new to this role). Lacey explained to me that the children have several choices in terms of what they can do with the beads they receive as a result of their surgeries and therapies (such as chemo, etc.) In addition to collecting them in a BOC bowl or vessel, they can put them in a glass vase, string them together to make a necklace, make various art projects, and other creative and expressive things.

I told Lacey that our club would like to know about the child who receives a BOC bowl or vessel (e.g., their story, name and photo), and she said that would not be a problem provided the parents sign a release form.

The BOC program provides a fun and easy way for you to support children coping with a serious illness. If you are moved to create a BOC bowl or vessel, and would like to deliver it in person, call or email Lacey before going to arrange for a time to meet with her. She is quite busy but flexible provided she has adequate notice. Lacey can be reached at 505-925-1225, or you can email her at LNAnderson@salud.unm.edu.

For all other questions about the BOC program please contact Scott Eckstein or go to the Beads of Courage website provided link.

Beads of
Courage
Homepage



Member Estate/Shop/Tool Sales Notice

Ron Bahm 505-881-8845

or

Larry Lindford 505-670-1601

About 5 or 6 of us have organized tool sales for shop tool reductions or helping spouses sell the tools that a deceased member had acquired. *We have done this for about a dozen situations and have noticed a definite decrease in interest and purchases.* We price items at 50% of retail if tool is in good shape and less if tool shows a lot of use. This notice is to inform, ESPECIALLY NEW WOODTURNERS, that you are missing out on some real bargains on power tools,

hand tools and wood

Most wood workers value their tools and take good care of them and, as such, are of good value to pass on to the buyer. These sales are also often a great source of high-quality turning blanks. *We give sellers a free service AND give them real hope that our members will clean their space of tools.* These sales are especially a real good opportunity for NEW WOODTURNERS to fill out their shop and we HIGHLY encourage all members to pay close attention to these sales. Undoubtedly more will happen.



Sincerely yours,

"The estate sales team"

Do keep your eyes and ears open for upcoming tool and wood sales




Silent Auction

C o n t a c t : O u r T r e a s u r e r

We love to have nifty items or pieces of timber that can be auctioned at our next meeting to support the Scholarship Fund.

Potential ideas include rough turned bowls, gouges gathering dust, seasoned blanks or turning accessories.

Your contributions go to benefit the **Red Hollenbach Scholarship Fund** which is used to reduce the cost for members to attend professional demonstrator's hands-on sessions.



Our Turn to Be Thankful



If there ever were a person who personifies a behind-the-scenes, no-name, who-dat person it is Derek. In fact most members probably don't even know who-dat guy is because he is so low key! Derek is indeed the one behind the scenes who keeps lots of things going, and makes a lot of our operations transparent to the club. My thanks to Derek for his long term, consistent, and meaningful contributions to the club and its membership! **Bill Baca**

This club is lucky beyond words to have Derek. He is always thinking of the members, working behind the scenes to do the right thing to make our club better. He reviews and thinks through all our documents, he is our AV guy, he contributes articles to the newsletter. One of the best things about Derek is his calm thoughtful demeanor, oh yeah and sure can turn! Thanks Derek. **Tom Durgin**

Derek – Thanks for simplifying or drawing a visual of your article edits, it makes my job so easy. Great attention to detail. **Traci Durgin**

Derek is the guru of the audio and visual presentation format for both NMWT and AWA flatboarders. Excellent job. **Bob (Rocky) Rocheleau**

Women in Turning

Meeting Notice

When: Sunday, June 26, 2022 @ 1 pm

Topic: Turning Scoops & Spoons

Where: Dovetail Workshop

6102 Jefferson St NE, Suite D ABQ, NM 87109



The next meeting of the NM WiT is June 26, 2022 at an earlier time of 1 PM. This is the Sunday after Father's Day. It will be held at Dovetail Community Workshop as it usually is. As always, any woman who is interested in either learning what woodturning is or would like to learn to turn, is totally welcome to attend. If you are a woodturner and are looking for fellow women turners, come on down.

At our last meeting, we decided that we will be doing two projects on the lathes in June. Patricia Apt, who is an extraordinary turner of all things miniature, is going to show how to turn scoops. These are the kind of scoops that you can use in your kitchen or garden, not just something cute to look at. In addition to Patricia, we will also have Nancy Matteson who loves to turn bowls and other useful things. She is going to show us all how to turn spoons. There is a trick to it which keeps you from getting hit while the handle is spinning around. Bring your face masks and a dust protection mask. As we have all noted, it is very dusty in the woodshop. (Gee, I wonder why).

See you all then.



WiT Local Chapter March Meeting



Kay Grant leading a WiT meeting

Thank you Dovetail Community Workshop for your continued support



What we offer is access to the AAW site and wonderful monthly magazine, and a group of engaged and enthused turners!

Join the private

[Facebook](#) group page [Women in Turning](#) to get ideas & support. AAW membership is not required.

Women in Turning (WiT) -- The

AAW strives to deliver the publications and services that our members need to grow, connect, explore, and thrive in the areas of woodturning that are important to them.

[Guest Membership](#)

ALSO – join the AAW with a guest membership so you can see what else WiT and AAW

By signing up for a complimentary Guest membership, you can have access to AAW resources for a full 60 days. You will be able to explore what the AAW has to offer, kick our tires, and hopefully decide to become a full-fledged, paid AAW member to benefit from everything the AAW has to offer.

Local WiT Contacts

Kay Grant

661-599-1832

wykayg@gmail.com

Kathy Knorr

847-819-2515

kathyknorr@gmail.com

Sally Breeden

505-352-0159

jfbreeden@comcast.net

Erin Perry O'Donnell

505-926-1693

erin@dovetailworkshop.com

Women in Turning

Try out an American Association of Woodturners (AAW) membership for 3 months!!

We know you will be hooked!

AAW Membership Application

WIT (Women in Turning) is “dedicated to encouraging and assisting women in their pursuit of turning, sharing ideas and processes to further member’s skills and creativity, and increasing participation of women in the field of woodturning.”

The AAW WIT Committee agrees that to further this mission, we can work with chapters to help grow the number of women in AAW. Currently, women comprise less the 9% of AAW membership.

To encourage women to join AAW, the WIT Committee offers a limited number of WIT sponsored half price AAW memberships to women for a one-year, full "General" AAW membership.



Eligibility To be eligible, a grant recipient must be a woman and who has never previously been a member of AAW.

Process Only the chapter AAW WIT Liaison, Kay Grant and Sally Breeden, chapter president or vice-president may request the grant. After we’ve received the application, the recipient will be sent a promotional code with instructions on how to use the code in applying for an AAW membership. If you have questions, please email wit@woodturner.org.

Limitations

If the nominee is a new member of a local chapter (within the last two months), WIT will pay 100% of the AAW membership.

If the nominee has been a member of a local chapter for more than two months, WIT will pay 50% of the AAW membership.

If the nominee is not a member of a local chapter, WIT will pay 50% of the AAW membership.

Grants are currently limited to no more than two women, per chapter, per quarter.

Quarters end January 31, April 30, July 31, and October 31. Based on the number of requests, this limitation may change.

We hope that this offer will be an incentive for new women woodturners to join your chapter.

[Click Here for AAW Specials for WIT](#)



NMWT's is Seeking Volunteers

We are in need of volunteers for these positions:

Newsletter Editor (please see a board member) – Need someone to manage and coordinate content of newsletter

Apparel Manager (please see a board member)

Set Up/Clean up crew for monthly meeting (need 4-5 people) call Rocky 505-235-9002. I would like to have the clean-up crew serve on a 3 month basis, then have another group for 3 months. Chairs will not have to be moved.

Green Wood Manager (please see a board member) - Green wood is a major incentive of club membership! Having access to green wood is often priceless for many of us, too. The New Mexico Woodturners needs a new chairperson for the Green Wood Committee. The position is ideally filled by a member who has space to keep bolts and logs of timber as well as a truck or trailer for transporting wood from donors and to meetings.)



Fractal Burning Kills; AAW Reiterates the Dangers

From the AAW Safety Committee

The AAW Board, through its Safety Committee, wants to re-emphasize the dangers associated with the process known as Lichtenberg, or "fractal," burning, an embellishing technique that uses high-voltage electrical current to burn patterns on wood. This often unsafe, life-threatening practice has once again surfaced in the news and on social media, following a two-victim incident in April 2022.

In 2017, the AAW Board of Directors voted to ban any fractal-burning demonstrations and equipment sales at AAW-sponsored events. The ban prohibits displaying fractal-burned pieces at any AAW-sponsored event and promoting the practice via articles in AAW publications. Sadly, since the AAW Board adopted its policy on fractal burning in 2017, there have

been thirty-three reported deaths directly attributed to fractal burning, and an unknown number of injuries and close calls.

Learn About the Hidden Dangers

Fractal burning poses a significant hidden risk of electrocution. It speaks volumes that there are no UL-rated fractal burning units commercially available. Many of the YouTube videos that show how to build these devices at home do not adequately address the inherent safety concerns. Many users think they are being safe, but the number of serious injuries and deaths says otherwise.

To learn more about what makes fractal burning dangerous, visit the AAW website. This webpage lists known deaths, the AAW's official position on fractal burning, as well as other resources.



[AAW Fractal Burning Kills Source Link](#)

A Story Stick

A u t h o r : S t e v e J o h n s o n



So, you have been doing research on the web for months. Looked at every possible lathe on the market whether or not you could afford it. Looked at all the specs, features, and tradeoffs. Determined what you wanted, could afford, and finally narrowed the field down to one glorious choice.

And you pushed the big order button on the cart, checked out and it is now a done deal!!

Congratulations!! Ahhh, you never have seen this lathe before, now what?

Now what? Well, for one thing, the new lathe isn't the same size as the old lathe that you have had in the same place in your shop since the beginning of time. It is probably longer, higher, lower, has a different footprint on the ground, different legs, etc. etc. So how do you determine where to put this new beast?

Short of building a complete mock-up out of cardboard and wood (what self respecting woodturner would want to do THAT), or spending a month learning a 3D CAD program and building a model of your shop on a computer (even worse), what is a simple way of determining where this new gem of your decision making process is going to fit?

Well, the answer lies in a tool that the Flat Boards have been using for years. A Story Stick. What is that you ask? Well it is a piece of wood, usually a 1x2, or 2x4, that is long enough to encompass your project height, length, width or whatever you draw lines on for the critical vertical measurements usually. Say the top of a counter is 34 inches off the ground. A line is drawn on the 1x2 at 34 inches. And then the rest of the measurements are added for the project. The same can apply to that new lathe you have never seen before.



A Story Stick

A u t h o r : S t e v e J o h n s o n

There is usually a page in the Lathe User's Manual (google it) that details out the basic dimensions of the lathe. You go and print that page out and use it to build a Story Stick for your lathe. The bed ways length is critical. So is the footprint for the legs (width at the floor). The height from the floor to the center of the spindle in the Headstock is another. For each measurement, you put a piece of blue painter's tape at that distance and put an arrow pointing to the distance on your piece of wood. In the case of the bed way length, you make the Story Stick the length of the Bed Ways and that is the length of the lathe that you have to deal with.

Now you have on one piece of lightweight wood (or 1 inch PVC pipe I had laying around) all the critical dimensions of the new lathe you have never seen yet, and you can walk around your shop, place the Story Stick in the various places you might want to put the new lathe and see if that will work. You have the length of the lathe, it's footprint on the ground, the spindle height, and any other critical dimensions you might need right in front of you. Your mind will imagine the rest. Now there will not be any nasty surprises when the 700 pound, massive block of lathe on a pallet the size of your guest bedroom arrives. You now have a clue as to where to put this new beauty. Life will be beautiful and you are on your way to a new glorious chapter in your Woodturning Adventure!



New
Lathe?

Brain Tease

P r o v i d e d b y : D a n i e l C r o s s



1. What wood is this? I get that there is not much to go on but a few hints exist.
2. What caused all the end grain cracking?
3. Any guess as to how the cracks were repaired? Was that "the right stuff?"
4. What was the moisture content?
5. Do you agree with the decision to further turn this cracked blank? The picture on the right reveals that I did indeed further turn it!



Answers will be provided in the NMWT August Issue

Vase from a Board

A u t h o r : D e r e k R o f f

Our Santa Fe sister turning club, The Enchanted Woodturners (TEW), recently hosted an innovative hybrid demonstration and workshop on turning a simple vase. Dennis Belcher of Hampstead, NC gave us an interesting remote demonstration via Zoom. While he covered many useful turning tips and techniques, the focus was on his process for making a vase from a flat board. He detailed this process in an article published in the AAW Journal, American Woodturner February 2021, and available on his website. [See the article here](#)

About a week later, interested club members gathered at our usual meeting place, the Santa Fe ECO High School woodshop, and collaborated in a hands-on workshop to build and turn the kind of vase that Dennis had demonstrated earlier. Members had the option to glue up their turning blanks in advance, or to bring in a board and do the whole process during the workshop. I chose to prepare my turning blank in advance.

Dennis has designed this process to be as simple as possible, and to be accessible to relatively new turners with a minimum of tools. His article explains how you can turn this semi-hollow vase over 8" tall and 4" in diameter, from a 1"-thick board that is only 19" long and 7" wide or 31" long and 4 5/8" wide. A glass 'test tube' an inch or more in diameter will hold the water for the flowers placed in the finished vase.

Of course, I never do anything the simple way, when I can make it more complex. As you will see in the photo, I didn't follow the instructions. Instead of using a single board, I glued up my turning blank from a combination of maple, meranti, cherry, and purpleheart, which form the sides of the vase, with walnut for the top and bottom end caps. I added an additional layer of maple on top of (inside) the bottom end cap, because I wasn't sure of the exact measurements of the glass tube, which hadn't arrived when I began the glue up.

This second layer in the bottom end cap also allowed me to taper the vase at the bottom to a larger extent than the 1" board thickness of the sides would normally allow. Without this extra block, my bottom taper would have cut through the wall of the vase above the end cap, and into empty space. This would have left four triangular holes in the vase near the bottom. Instead, with the double end cap at the bottom, I ended up with four tall, narrow, two-color triangles. You can see one of the triangles in the photo. I thought it would

look interesting to have two different woods and colors in those triangles. But now that I have done it, I think it would have looked better if the triangles showed only one dark wood.

I finished the vase with a base coat of medium-thin CA, and then six coats of wipe-on poly, giving a day's drying and a light sanding between coats. Conservator's wax finishes the finish. I like the way my vase turned out, with stripes of different colored woods, the pincushion shape of the top end cap, and the narrow triangles at the bottom. Making a vase from a board offers unlimited options in the complexity and number of woods that you can incorporate into your turning blank. Dennis often textures his vases heavily, and applies layers of milk paint for color. Search his website and YouTube for more ideas. This project is accessible to almost any woodturner via the article's instructions. You can make your vase as simple or as complex as you wish.

I like the idea of the hybrid remote demonstration followed a few days later by a hands-on cooperative club workshop. I think NMWT should consider having a hybrid demo/workshop of this type, some time in the future.



Failure Leads to Success

A u t h o r : T h o m a s D u r g i n

We start with a mantra. Probably more than a mantra. Something to help keep focus and realize learning and improvement is the goal, the therapy and the Zen strived for.

The master has failed more times than the beginner has ever tried.


Sounds like something from Star Wars or Karate Kid, pretty easy to say, not nearly as easy to accept or more importantly to live by. Acceptance is where this begins. There are a number of things to accept, first and foremost is how my turning improves every time get to the lathe and apply my mind, that's right, I need practice. Just because I can get my hands on a piece of wood doesn't mean it has to be turned. Nothing is lost by stopping work on a piece, throwing a piece on the burn pile or setting it on the shelf in the shop as a reminder.

I both accept the wisdom above and do my very best to keep that in mind when I fail. It happens, I fail, but my failures are one of the most important factors in my successes. Failure is the condition of not getting the desired outcome while success is the accomplishment of reaching a goal, purpose or intended outcome. For me, failure leads to success because I can test and try things discovering what doesn't work to discover what will work. Things can be so much clearer when they don't work out as planned, other options that were discarded get reconsidered.


Now for the story of an ill-fated Cottonwood vase. The blank was prepared for an indexing and carving demonstration for the club's monthly meeting. I just wanted to be done with the Cottonwood, using it in a demo was the perfect way to be rid of it.

My trouble started with running out of demo time and bringing that darn blank home.

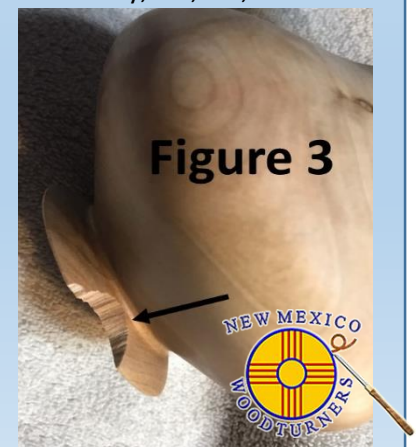
Yeah it is nasty Cottonwood, but you know I could try and learn something. To the lathe I went, first try hollowing from the bottom. That wasn't so bad, but I found several things I'd do differently next time. The "seam" when gluing the bottom back on isn't quite in the right place and looking inside the plug in the bottom isn't exactly in the right place with respect to the base, see figure 1.



Flip it around and get after the rest of the neck and lip on the top of the vase. I really should have cut it shorter and not had those darn cracks in the top. I can fix them, sawdust and CA will solve that. Shoot the CA really stains that light colored Cottonwood, ugh. Why didn't I listen and seal the wood before the CA? Sand, sand, sand and then I sanded some more trying to get rid of those stains. Light cuts might help, but that was risking a vase lip explosion, see figure 2.



Finally, time to use my Yorkshire Grit, part it off, grit the bottom and buff. I'm a tiny shop guy, the organization needs work. The buffing system rides a benchtop Jet and is crammed in with other stuff. I know better, I know that buffing wheel likes to pull things out of your hand and I know where it sits is not optimal, see figure 3. It cost me a piece that fought me the whole way, fail, fail, fail.



(Continued on the next page)

Failure Leads to Success

(Continued from previous page)

A u t h o r : T h o m a s D u r g i n

I am glad I failed, I am going to learn from this...

And the shape is nice, see figure 4.

**Figure 4****Instant Photo Gallery****Don Roden**

Please send gallery photos by the 3rd Saturday of the month to
gallery@nmwoodturners.org

These photos can be found in the Galleries section on NMWT's webpage

Photo Gallery

Instant Photo Gallery



Mulberry Box & Lid

Brad Carvey



Bowl 1



Bowl 3



Bowl 2

Please send gallery photos by the 3rd Saturday of the month to
gallery@nmwoodturners.org

Photo Gallery

Instant Photo Gallery



Larry Linford – Ambrosia Maple Box



Larry Evans – Cottonwood Bowl



Steve Johnson – Dyed Red Box

Please send gallery photos by the 3rd Saturday of the month to
gallery@nmwoodturners.org

Photo Gallery

Instant Photo Gallery



Ron Bahm – Walnut Bowl



Ron Bahm - Birdhouse & Finial Decoration



Tom Durgin – Box 1



Tom Durgin – Box 2

Please send gallery photos by the 3rd Saturday of the month to
gallery@nmwoodturners.org

Marketplace

Grizzly Lathe for Sale

Grizzly G0766 lathe.

Overall it's in good condition, normal signs of use. This will be available for pickup mid May, or we can meet halfway if it's not too far. I have the factory banjo but I installed a Oneway 2436 banjo, it's far superior. Comes with the factory 6" faceplate, spur drive and live center. Asking \$1500.00.



Located in
Silver City,
NM.

Joe Holguin
575-654-0258;
joesfh@gmail.
com

Delta Air Cleaner

Part number 50-868 with remote control



\$250.00
which is
half the
going price.

Contact Jack
Henning

henning8402@msn.com

NOVA 1624

Johnathan at Albuquerque Exotic Woods contacted us about a customer that came in wanting to know who would be interested in buying a NOVA 1624.

If you are interested, please contact Albuquerque Exotics and Johnathan has pictures and the asking price is \$400.

Packaged Bundle

Jet 1221vs lathe with all original accessories NEW, never used

Apprentice mini 4-jaw chuck 7 piece set NEW, never used
Advanced lathe tools 3", 6" and 9" tool rests; NEW, never used

Nova G3 chuck with 2" and 2 3/4" jaws, and 1x8 to 1 1/4x8 adapter; used a couple times.



I would like to sell the items as a package: \$1,200. Call or text Greg McClurg, 970-946-9687



See our Marketplace section on our website for better photos

Marketplace

Rough-Turned Bowls for Sale

David Hallman has hundreds of rough-turned bowls, in various woods, including cherry, china berry, walnut, sycamore, mimosa, sassafras, and mesquite. Some are natural edge (with and without bark), others are cut edge. Sizes range from four inches up to fifteen inches wide, shallow up to six inches tall. Asking one dollar up to twenty five dollars for the larger sizes. Volume discounts. Located in Silver City.

Contact David at (575)654-0299
or mesquitedave@gmail.com



Figured maple board wanted Derek and Dawn Roff

Dawn and I are hoping to find a wide board of birdseye or highly figured maple, to complete the highly figured woodwork in our kitchen. We would like to find a board 10" wide or more, 5' long or more, and at least 1/2" thick. If you have such a board (or boards) in your stash and would be willing to part with it for money, or trade it for other wood, please contact us at 505-438-1820



For Sale

Rikon 70-100 mini lathe 12" swing
In good shape, just sitting on the bench getting dusty.

Lathe is located in Tijeras
\$275, call Joe Channey
@941-815-0575



This is a sample marketplace posting.

We welcome members to use this space for anything related to woodturning. There is no charge for listing an item. Ads will run for about one month.

To request a listing, send item and contact info to sale@nmwoodturners.org. Your ad will be reviewed and posted as quickly as possible.

*** You must be an NMWT member to post ads ***

See our Marketplace section on our website for better photos

2022 Elected Officers, Directors & Committee Chairs

President



Don Roden
763-234-5780

Vice President



Tom Durgin
505-688-1369

Treasurer



Woody Stone
828-808-7876

Secretary



Sally Breedon
505-352-0159

State Fair



Bill Mantelli
505-400-0266

Membership



Tom McLarty
505-298-3790

Webmaster



Dave Stein
505-266-0356

Lead Video



Derek Roff
505-438-1820

Email Administrator



Hy Tran
505-459-8132

Member-at-Large



Ron Bahm
505-881-8845

Equipment & Workshops Beads of Courage Chair



Scott Eckstein
505-270-0516

Logistics



Bob "Rocky" Rocheleau
505-235-9002

SEEKING

NEWSLETTER EDITOR


LIBRARIAN

APPAREL MANAGER

Please speak to a board member regarding any of these positions

2022 Elected Officers, Directors & Committee Chairs

Raffle Coordinator



Dean Cross
575-644-8945

Special Workshops



John Ellis
505-463-7750

Green Wood Manager(s)



Mark Edgren
xxx-xxx-xxxx

Green Wood Manager(s)



Joe "Stretch" Cole
480-216-3580

Past President



Rick Judd
612-280-8300

Newsletter Designer



Traci Durgin
news@nmwoodturners.org
505-688-1370

Newsletter Editor



Help Needed

Photographer(s)



Bert & Kay Grant
gALLERY@nmwoodturners.org
661-599-0116

Did you know we have a Library?

DVD Rental: A good selection of educational DVDs
are available for check out during club meetings.


Please use and return DVD's in one month if possible and donate \$1.00 for each DVD
checked out to help with expenses. If you encounter any problems with DVD's, please
notify the librarian of those problems.

LIBRARY

Mentors

Bill Zerby

505-263-6632
Rio Rancho – NM
528 & Southern



Basic spindle turning
& tool sharpening

Don Roden

763-234-5780
Albuquerque –
Dovetail Workshop



Basic spindles, bowls
and the skew chisel

Hy Tran

505-459-8132
Albuquerque –
Paseo & Ventura



Beginner and Novice
woodturning

John Ellis

505-463-7750
Placitas



Basic turning, plates,
tools & handles

Larry Linford

505-870-1601
Albuquerque



Basket illusion turning
and embellishment

Bob “Rocky” Rocheleau

505-235-9002
Albuquerque – NE Heights



Segmenting and bowl
turning

Free to NMWT members: give a Mentor a call!

Mentors

Rick Judd

615-280-8300
East Mountain



Hollow forms, bowls,
lidded boxes, burls,
natural edge

Ron Bahm

505-881-8845
Albuquerque – NE
Heights



Pen turning, beginning
segment construction,
beginner woodturning

YOUR NAME

Your phone #
Your location



What can you offer?
Help us fill this space

YOUR NAME

Your phone #
Your location



What can you offer?
Help us fill this space

YOUR NAME

Your phone #
Your location



What can you offer?
Help us fill this space

YOUR NAME

Your phone #
Your location



What can you offer?
Help us fill this space

Free to NMWT members: give a Mentor a call!

Quick Reference List

(Printer Friendly Version)

2022 Elected Officers, Directors & Committee Chairs


news@nmwoodturners.org

President	Don Roden	763-234-5780	Newsletter Editor	Help Needed	
Vice President	Tom Durgin	505-688-1369	Newsletter Designer	Traci Durgin	
Treasurer	Woody Stone	828-808-7876	Photographer(s)	Bert & Kay Grant	661-599-0116
Secretary	Sally Breeden	505-352-0159	Raffle Coordinator	Dean Cross	575-644-8945
State Fair	Bill Mantelli	505-400-0266	Librarian	Help Needed	
Membership	Tom McLarty	505-298-3790	Equip/Workshops	Scott Eckstein	505-270-0516
Webmaster	Dave Stein	505-266-0356	Green Wood – ABQ	Help Needed	
Lead Video	Derek Roff	505-438-1820	Green Wood Help	Help Needed	
Email Administrator:	Hy Tran	505-459-8132	Logistics	Bob Rocheleau	505-235-9002
Member-at-Large	Ron Bahm	505-881-8845	Special Workshops	John Ellis	505-463-7750
Past President	Rick Judd	612-280-8300	***SEEKING MENTORS***		

Quick Reference List for Mentors

Free to NMWT members: give a Mentor a call!

Bill Zerby Rio Rancho – NM 528 & Southern	➡	505-263-6632	➡	Basic spindle turning & tool sharpening
Don Roden Albuquerque – Dovetail Workshop	➡	763-234-5780	➡	Basics of spindles, bowls and the skew chisel
Hy Tran Albuquerque – Paseo & Ventura	➡	505-459-8132	➡	Beginner and novice woodturning
John Ellis Placitas	➡	505-463-7750	➡	Basic turning, plates, tools & handles
Larry Linford Albuquerque	➡	505-870-1601	➡	Basket illusion turning and embellishment
Rick Judd East Mountain	➡	615-280-8300	➡	Hollow forms, bowls, lidded boxes, burls, natural edge
Ron Bahm Albuquerque – NE Heights	➡	505-881-8845	➡	Pen turning, beginning segment construction, beginner woodturning
Bob “Rocky” Rocheleau Albuquerque – NE Heights	➡	505-235-9002	➡	Segmenting and bowl turning

Members are always welcome to contact the people on the mentor list for guidance to better turning ideas and techniques

Membership Renewal

Membership Dues

Membership dues renewals are due on or before the last day of the month in which the member's current membership term expires. Members who do not renew within thirty (30) days after their membership expiration date will no longer have access to member privileges and will no longer receive the monthly newsletter. Annual dues are as follows:



One year: \$25 for an individual; \$30 for a family
 Two Years: \$45 for an individual; \$55 for a family
 Three Years: \$65 for an individual; \$80 for a family
 Lifetime: \$300 for an individual; \$350 for a family



Additional Fees

1. An individual member who subsequently adds family members will pay the difference between the individual dues and the family dues rate for the remainder of that membership year (i.e., a one-year individual member adding family members would pay an additional \$5.00 dues for the remainder of the membership year).
2. A member requiring a mailed copy of the monthly newsletter will pay an additional \$10 per year to cover cost of mailing.

Renew Online

We are very pleased to announce that you can now pay your membership dues with a credit card on the NMWT website at:

<https://www.nmwoodturners.org/>.

To access online dues payment, simply go to the new "Membership" tab near the top of the homepage and select "Pay Online" from the drop-down menu. This will take you to a secure website managed by Converge, our credit card service provider. There you will find a series of "Buy Buttons" that are clearly labeled with each membership dues option. Simply select the dues option that you want and then hit the "Checkout" button.

You will need to fill in all of the contact information on the payment processing page so that the Treasurer can confirm that our membership records are up to date and also so that he can send your new membership card by regular mail. Also, due to some reporting limitations of the Converge website, you will need to once again select the dues option you want from the drop-down menu labeled "Items Purchased". Fill in your credit card information and hit the "Submit Payment" button to complete the transaction. You should receive an "Order Confirmation" with full details of your purchase by e-mail, and the Treasurer will mail your membership card to you. That's all there is to it!

[Web-Based Credit Card Dues Payment Now Available](#)

Renew by Mail

You can, of course, still mail a check along with current contact and e-mail information to our **Treasurer, Woody Stone, at 2 Blue Corn Ct. Sandia Park, NM 87047.**

The easy way to do that is to go to that same new "Membership" tab on the NMWT homepage and select "Membership Form" from the drop-down menu.

Fill in the form (**PLEASE PRINT CLEARLY**) and mail it to Woody with your check. Should you have any issues or questions regarding the new Credit Card payment system or if you are not sure if your membership expires at the end of 2020, feel free to call Woody at 828-808-7876 or e-mail him at eesphoto492@gmail.com.

Want a quick jump to our website, scan here!



How to Contribute to High Desert Turning

The NMWT's newsletter editor has submitted High Desert Turning to the AAW's 2020 and 2021 Best Chapter Newsletter Contest. Unfortunately for the NMWT, High Desert Turning has not been selected in the top 3 chapters either year. However, the NMWT chapter website won 1st prize in 2020 for the Best Chapter Website Contest. So, we know it's possible to rank highly among the numerous chapters of the AAW. Much of the website content can be found in High Desert Turning.

So, now you ask, "What is in it for me?" Well, we will get to that. But first, our ask is this:

Submit a short snippet, article or outline of a shop tip or trick you use. You'll be surprised by how many folks will benefit from your personal idea or solution. Take 2, 3, 4 or 5 photos of your process, pieces or how your tip or trick comes together to illustrate how the membership can implement your idea in their shop. If appropriate, share credit where credit is due should you have benefited from a social media post, YouTube video or viewing an in-person demonstration.

Please consider contributing to the NMWT newsletter High Desert Turning! No tip too elementary and no trick too simple will go unpublished. We count on you to make our newsletter awesome. Please send your contribution to news@nmwoodturners.org

Here's what's in it for you:

You are inspiring dozens upon dozens of other turners implement shop solutions that ease their way and improve their flow and turning. You have ideas and solutions that many folks likely envy and would benefit from knowing. There's gratification in uplifting fellow turners.

The club has a large tote of exotic, seasoned and figured timber that was acquired during lockdown and you will be free to select a piece of your choice for every published tip or trick. The tote has wonderful turning stock and you can rifle through it for your choice.

NMWT's Logo Apparel

Caps (Baseball)	\$15
Long Sleeve Denim Shirt	\$30
Short Sleeve Denim Shirt	\$30
Short Sleeve Snap Shirt	\$30
Polo (golf) Shirt w/Pockets	\$30
T-Shirt V-Neck	\$20
Smocks	\$50

Items include embroidered NMWT logo

Names embroidered on shirts are additional \$5.00. Sizes XXL, 3XL, 4XL and up are an additional \$3.00. Contact: Hy Tran at 505-459-8132.

Get order forms at club meetings from Hy Tran or download from the website and turn in the completed order form(s) to Hy with payment. *Orders are submitted on a quarterly basis and can be placed with Hy up through the middle meeting of each quarter.*

Full payment for an order will need to be submitted with each order form before it can be processed! Order placement cut off dates for each quarter will be as follows:



Order Info

NMWT Shirt/Cap Form

NMWT Smock Order Form

Quarter	Months	Order Meeting	Delivery Meeting
1st	Jan-Mar	Feb	Mar
2nd	Apr-Jun	May	Jun
3rd	Jul-Sept	Aug	Sept
4th	Oct-Dec	Nov	Dec

Discount & Rebate Partners

DAKOTA

Dakota Hardwoods -

Albuquerque, NM

3700 Singer Blvd. NE, Suite A, Albuquerque,
NM 87109

Office: 505-644-WOOD (9663)

Monday-Friday: 8:00am - 5:00pm

Saturday-Sunday: Closed

Say you are with the NMWT for a discount.



NMWT members receive Wholesale Prices. Rugby's has hardwoods, Thermofused Melamine, plywood, veneers, and furniture grade pine.

Penn State Industries

your wood turning & dust collection source | 1-800-377-7297

www.pennstateind.com

Register as a member of New Mexico Woodturner at Penn State Industries and automatically get 10% off (in addition to most other promos) your entire order !!! Yes! In effect, you will be doubling dipping on the discounts!!!

Register by sending an email to hy.d.tran@gmail.com with the name, address and email to which your Penn State catalogs are sent. Once you're registered, you'll automatically get 10% off every time you shop online (not applicable to phone or mail orders).



DENDROTECHNOLOGY
TIN SHED MILLWORKS

(505) 980-6161 www.dendrotsm.com

LIVE EDGE SLABS, TURNING BLANKS, CUSTOM MILLING

We offer 10% off our listed prices to members and give a free item from our oddments box or a turning blank to first time member customers.



**8100-M4 Wyoming Blvd. NE, #188
Albuquerque, NM 87113**
