



High Desert Turning

You're gonna love the way you turn.

Membership details
found within

We guarantee it!

www.nmwoodturners.org



NMWT's Upcoming Monthly Meeting

Club Meetings are generally held 10:00 am to 12:30 pm on the first Saturday of the month



Who: Woody Stone

Topic: Hollowing Techniques

When: Jan 7th @ 10:00 am MT

(In-person and online demo – Zoom session opens at 9:30 am)

Where: North Domingo Baca Multigenerational Center
7521 Carmel NE Albuquerque, NM 87113

*****Please Note: Masks are required for in-person demo*****

Please see next page for more information regarding guest speaker(s)

President's Turn

A u t h o r : T o m D u r g i n

Greetings Fellow New Mexico Turners!

Here we are closing out 2022. It has been a good year for the New Mexico Woodturners and a year working to adjust back to meeting in person. We've got a new audio and visual setup, we've worked hard to make our meetings work for people both online and in person. That has been challenging, but I think we are now in pretty good shape.

What's coming in 2023 for NMWT? In the works right now is our first in person pro turner with follow on demos, I will be very thankful to have that back as part of what we do again. We have some new committee chairs and they are looking to build upon what has already been done. You should see some changes on our web page with a new webmaster, ideas are floating around for new apparel among other things.

With a new year, I challenge us all to push NMWT and our turning forward. I challenge all of us to turn a Beads of Courage Box, we have free blanks, we have the talent and those kids deserve it. I challenge all of us to support Pens for Troops, even if you don't make a whole pen, make and donate blanks, assemble kits, help us beat last years total. I challenge all of us to take on just a little more for NMWT, put in a little effort, bring your ideas and your help to make them happen. It takes all of us to make this club great, support each other and become the best turners we can

I am looking forward to 2023 with you and NMWT. Come out and help, you make our club better!



Thomas Durgin - President



NMWT's Upcoming Monthly Meeting



A u t h o r : W o o d y S t o n e

New Mexico Woodturners' Meeting on Jan 7th

Hollow forms are an exciting woodturning challenge. Essentially, a hollow form is a vessel where the opening through which you hollow out the form is smaller than the diameter of the vessel. Therefore, you can't really see the progress of your work, and must rely on senses other than sight to complete the project. Woody will discuss tools and techniques used to create these pieces of art, having learned from both David Ellsworth and Trent Bosch.

Future Programs/Activities

Masks are required for in-person demo

Jan 14th	Don Roden	Veterans Day in the Shop
Jan 21st	Hy Tran	Hands on sharpening clinic
Feb 4th	Tim & Rocky	Segmenting (Part 1)

Happy
New
Year



NMWT Monthly Board Meeting

Open to all Members

When: Jan 25th, 2022 @ 7:30 pm

Contact info@nmwoodturners.org or
any board member for more info or
the Zoom link



DENDROTECHNOLOGY
TIN SHED MILLWORKS

Rick Thaler, from DendroTechnology, has donated some wood to NMWT for our Beads of Courage project. Interested members can pick up the wood and it must be used only for turning a BoC vessel. Free turning blanks with bowl submission. Contact Rocky Rocheleau robertoroc@msn.com

Sharpening with Hy Tran



A u t h o r : H y T r a n

Hands-on sharpening clinic for NMWT members:

Do you have a bench grinder and the various jigs, but are not sure how to use them? Or are you interested in getting a sharpening setup for your turning tools?

Hy has a bench grinder with a platform and a varigrind that he uses to sharpen all his turning tools (well, not the carbide tools—just the spindle roughing gouge, spindle gouge, skew, scraper, parting tool, and bowl gouge).

Come to his house on Saturday January 21st, 2023 between 9:30am and 1:30pm. Bring your own tools. Depending on weather, you may want to have some warm clothing.

Sign up at the Google sheet here: [Sign-up Here](#)

Space is limited to two participants per half-hour timeslot.

Guns to Gardens

A u t h o r : B i l l B a c a

The RFK Charter School, and *Guns for Gardens* program, are coming together quickly - In fact the School have purchased their first wood lathe, and much tooling, and are now looking for a sharpening system (including a slow speed grinder, with CBN sharpening wheels preferred, and a Wolverine sharpening jig/system - or like jig/system). The school has a budget for the sharpening system but will take any donations 😊 Here's an update on how things are coming along.

I taught *Introduction to the Wood Lathe*, and *Introduction to Spindle Turning*, to the inaugural class, on Saturday 10Dec22, followed by another class on 17Dec22. The chairman of the board, one staff member, and three very enthusiastic students attended the four-hour classes. These are the first wood turning classes I have ever taught, and it is interesting, to say the least, how much "I" learned. The students were enthusiastic, attentive, quick-to-learn, and excited about not only what we studied and learned, but about the next class (to be scheduled). Each student turned one item, ranging from a simple rolling pin to a handle for a forged spade or fork (for gardening). We will have two more classes before I turn it over to RFK staff, including more on spindle turning, some bowl turning, and a sharpening class.

For those of you who have not read my previous email, Guns to Gardens is a program with two primary objectives: to get guns off the street and to get teens into a skills-oriented class (such as wood working, wood turning and forging). Guns are collected, in trade for a \$150 gift card. The gun's metal parts are then melted to forge spades, forks or hoes. The rifle stocks are harvested for the purpose of turning garden handles on the wood lathe. The effort will initially be focused on the South Valley of Albuquerque in particular, and New Mexico in general.

RFK Charter School and Guns to Gardens are looking for anyone who can teach wood turning and forge work. Compensation, hours, and days of the week (likely just one day/week) are all negotiable. The school is located at 4300 Blake S.W.

Additionally, the program is looking for a sharpening system, and any other associated tooling for sale (or for donation) Please contact Bill Baca at billbaca@msn.com or Cell 425-218-4562 or Home 505-588-2119.

[KOAT article](#)

Veterans Day in the Shop

A u t h o r : D o n R o d e n



Starting in January, I am hosting a Veterans Day in the Shop on the Second Saturday from 9am to Noon.

I am inviting veterans of any or no woodworking skills to gather in the shop to work on a project that gives back to the community.

In January and for the first few months we will be making Flag Boxes that will be donated to the Santa Fe National Cemetery for families that were just presented a Flag for their loved ones that are interned there.

I would appreciate if veterans who plan on attending would let me know by registering at:

[Register Here](#)



Newsletter Submission

Got a great idea, tip, or trick that you'd like to share?

We'd like to read about it.

What do you need to do?

Write up a description, brief or in-depth, and include a few photos if possible to better detail your idea.

If you like or use a certain webpage or a YouTube channel, please write about and site your source.

Please send articles to news@nmwoodturners.org

Disclaimer: Articles submitted aren't guaranteed a spot in the next issue, but they will be published if educational criteria is met and as it fits organizational needs.

Newsletter
Submission
Deadline

J
A
N

23rd

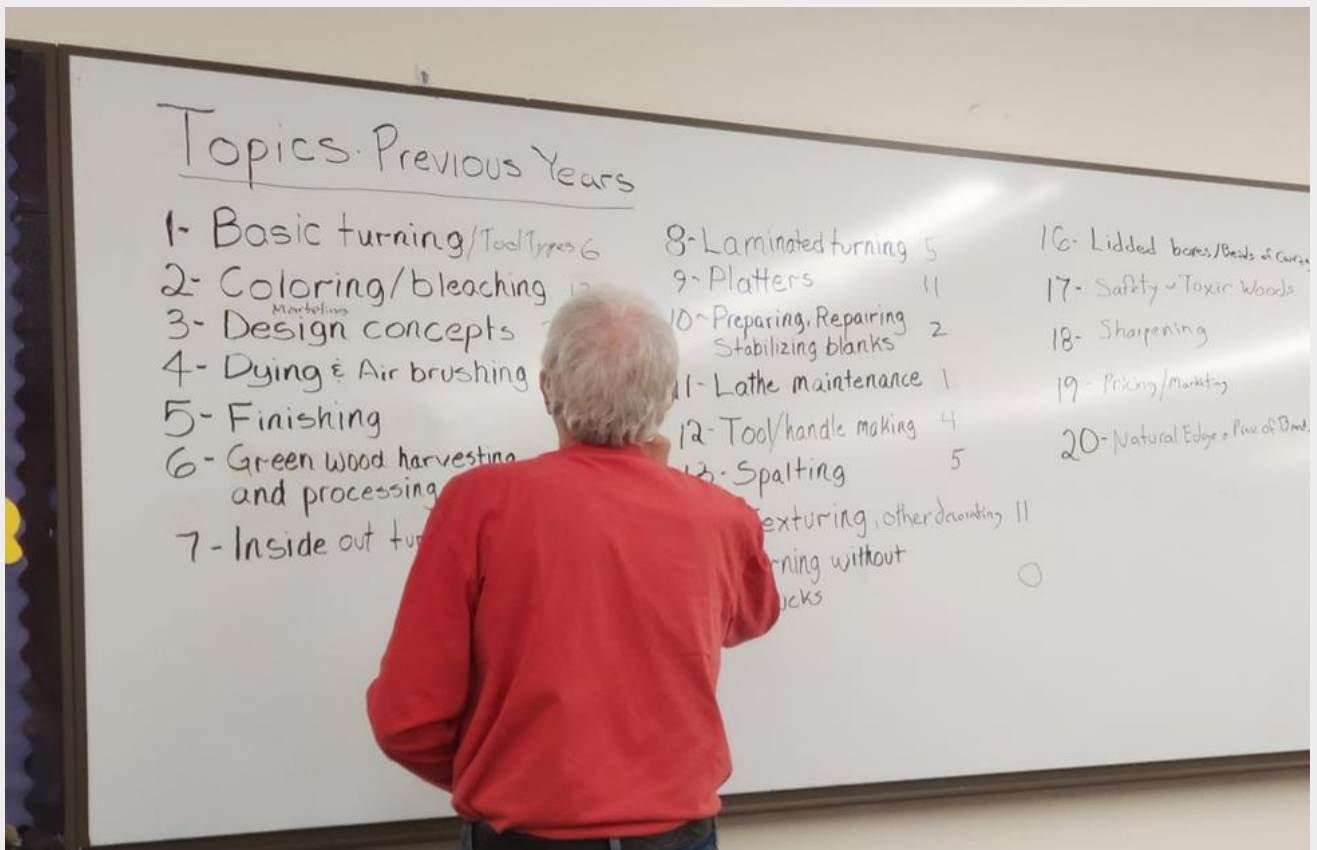
Reflections from Last Month



A u t h o r : P a t r i c i a A p t

December 2022 Meeting Review Planning for 2023 and Gift Exchange

After finalizing the officer elections, the first half of the December meeting was all about planning for the upcoming year. Prior to the meeting Larry Linford, John Ellis, Derek Roff and Patricia Apt met to compile a list of topics that had been suggested over the past several years but had not been presented in any of the demonstrations. Then at the club meeting all of the topics were written on the white board. The topics for several months in 2023 have already been assigned so we only needed 7 topics with an extra backup just in case one of the 7 fell through. Every member present had five votes to cast on the topics of their choice, and the number of votes was written next to each topic.



Reflections from Last Month



A u t h o r : P a t r i c i a A p t

The results of the voting are:

Rank	Topic	Total Votes
1	Design Concepts	24
2	Finishing	17
3	Coloring/Marbling/Bleaching	12
4	Platters	11
4	Texturing and Other Decorating	11
6	Dying and Air Brushing	8
7	Lidded Boxes/Beads of Courage	7
7	Sharpening	7

The second half of the meeting was the Gift Exchange. Many thanks to all those that contributed items to the tables. With all the items available, we made more than 3 full rounds of ticket drawing to clean house. We hope it added to a marvelous holiday season for you!



Green Wood

The Green Wood Committee is always on the hunt for greenwood, and we all can agree, woodturners hate to see any good pieces go to a landfill. If you have some greenwood to share, please contact either chair member below for coordination. Our members love greenwood and there are endless possibilities and projects that can be done with it.



Green Wood Chairs

Joe "Stretch" Cole

480-216-3580

jt.cole@hotmail.com

Mark Edgren

505-596-9279

Mark.edgren@gmail.com

Beads of Courage – NMWT's 2023 Challenge

Our Challenge and Goal:

For each club member to take the time and heart to make at least one Beads of Courage Box during 2023

What is Beads of Courage?

Beads of Courage (BOC) is the NMWT's Community Service Project.

Beads of Courage, Inc. is a 501 (c) (3) tax exempt organization working in partnership with the American Association of Woodturners (AAW).

[Official Guide to Beads of Courage – Woodturners Wanted](#)

This is Local!

Our Beads of Courage Bowls are taken directly to UNMH Children's Cancer Facility here in Albuquerque for local patients. However, some bowls can also be sent to a National collection point in Tucson, Arizona.

UNMH Children's Cancer Facility has been treating nearly one hundred seriously ill cancer youngsters each year. For each medical treatment a child receives, he or she gets a bead which they can then keep in their bowl, hence Beads of Courage Bowls. The children do receive a bag to put their beads in, but a Beads of Courage Bowl is far more special and reflective of the hard work to beat cancer!

NMWT currently produces approximately 8 bowls a year and it would be great to see that number increase exponentially.

For more information regarding the program, where to purchase beads, or where to deliver your finely crafted bowl, please see:



BOC Website



BOC Chair / Contacts

Scott Eckstein (NMWT BOC Contact)

505-270-0516

seemee911@gmail.com

Brianna Hayes (UNM Certified Life Specialist)

505-991-8501

bnhayes@salud.unm.edu

Abby Walker (UNM Certified Life Specialist)

505-991-8501

abCWalker@salud.unm.edu

Women in Turning

A u t h o r : P a t r i c i a A p t

NMWT WIT (Women in Turning) did not meet in December as most of us were quite busy with the Holidays. Our next scheduled meeting is January 15, 2023. The theme for January's meeting will be planning for the upcoming year. The meeting will start at 1:00 and we'll meet at Dovetail Workshop, 6102 Jefferson St NE, Suite D ABQ, NM 87109



What we offer is access to the AAW site and wonderful monthly magazine, and a group of engaged and enthused turners!

Join the private

[Facebook](#) group page [Women in Turning](#) to get ideas & support. AAW membership is not required.

Women in Turning (WiT) -- The

AAW strives to deliver the publications and services that our members need to grow, connect, explore, and thrive in the areas of woodturning that are important to them.

[Guest Membership](#)

ALSO – join the AAW with a guest membership so you can see what else WiT and AAW

By signing up for a complimentary Guest membership, you can have access to AAW resources for a full 60 days. You will be able to explore what the AAW has to offer, kick our tires, and hopefully decide to become a full-fledged, paid AAW member to benefit from everything the AAW has to offer.

L o c a l W i T C o n t a c t s

Patricia Apt (NMWT's WiT Liaison)

505-401-4442

papt625@gmail.com

Nancy Matteson

801-694-6866

namatteson@hotmail.com

Kay Grant

661-599-1832

wykayg@gmail.com

Erin Perry O'Donnell

505-926-1693

erin@dovetailworkshop.com

Women in Turning

Try out an American Association of Woodturners (AAW) membership for 3 months!!

We know you will be hooked!

AAW Membership Application

WIT (Women in Turning) is “dedicated to encouraging and assisting women in their pursuit of turning, sharing ideas and processes to further member’s skills and creativity, and increasing participation of women in the field of woodturning.”

The AAW WIT Committee agrees that to further this mission, we can work with chapters to help grow the number of women in AAW. Currently, women comprise less the 9% of AAW membership.

To encourage women to join AAW, the WIT Committee offers a limited number of WIT sponsored half price AAW memberships to women for a one-year, full "General" AAW membership.

Eligibility To be eligible, a grant recipient must be a woman and who has never previously been a member of AAW.

Process Only the chapter AAW WIT Liaison, Patricia Apt, chapter president or vice-president may request the grant. After we’ve received the application, the recipient will be sent a promotional code with instructions on how to use the code in applying for an AAW membership. If you have questions, please email wit@woodturner.org.

Limitations

If the nominee is a new member of a local chapter (within the last two months), WIT will pay 100% of the AAW membership.

If the nominee has been a member of a local chapter for more than two months, WIT will pay 50% of the AAW membership.

If the nominee is not a member of a local chapter, WIT will pay 50% of the AAW membership.

Grants are currently limited to no more than two women, per chapter, per quarter.

Quarters end January 31, April 30, July 31, and October 31. Based on the number of requests, this limitation may change.

We hope that this offer will be an incentive for new women woodturners to join your chapter.

[Click Here for AAW Specials for WIT](#)



Beginner's Turn



Finishing – The Re-Invention of Snake Oil

A u t h o r : S t e v e J o h n s o n

You have been through most of the steps in Woodturning. From purchasing a lathe through tool acquisition, wood selection, and actual turning. Now the final and in my opinion one of the most important steps in Woodturning is Finishing. Please read the final sentence in this article that sums up what Finishing means to me.

I have spent the last 3 years, hundreds of hours of research, YouTube watching, book reading, Internet searches, and experimenting, all in the quest of finding out what is the best finish to use on whatever piece of wood I am working on. The following are some answers I have found along the way, having bought and used over 30 different finishes, 5 different waxes, and the body oils of a partridge in a pear tree. This is all strictly my personal opinion based on my limited experience and research. I hope the following helps someone in getting a starting understanding of the art, craft and science of finishing.

Why do we finish wood? I know a couple of turners that don't finish their pieces at all! Some items, like kitchenware, think wooden spoons and spurtles, really shouldn't be finished because of how they are used in hot food preparation. Others need a food safe finish that is provable in a court of law. Still other pieces that go on sale in an art gallery in Santa Fe have finish on them to impress potential buyers. Still others want an heirloom finish that will last for generations.

The answer to the "why" question above I believe is that we want to change the look and the feel of the wood piece in order to achieve some goal that cannot be achieved by the wood itself or how it was modified in shape and texture on the lathe. People react to wood by looking at it with their visual system and feeling it with their sense of touch. Observing wood is very personal, the color, shape and perceived texture that our eyes see and our brains interpret determines a lot of what ends up forming an opinion on something. Touch is more subtle but still very, very important. Third is function, what is the wood going to be used for as described above. But they are all tied together into an overall perspective of the finished piece. The finish completes the process of the creation of your work and sometimes will make or break the project.

All of this work in woodturning, of course, begins with the original intent and DESIGN of the article that you are going to turn. Thinking about what you want and the intent of a piece BEFORE you get all wrapped around the axle about turning that masterpiece of a blank with the ultra sharp tool you just bought will help guide you through the process of finishing. Light

(Continued on the next page)

And don't forget: Have fun with your lathe!!

Beginner's Turn



Finishing – The Re-Invention of Snake Oil

A u t h o r : S t e v e J o h n s o n

or dark wood, glossy or matt sheen, color, large or small, species of wood etc. etc. This will give you some time and thinking space to plan for and prepare for finishing the piece. Don't wait until the last minute to make these decisions if possible.

One huge item that is not discussed in any depth is what the surface texture of the wood should be before finishing with a product. Sanding, or lack thereof, is critical to the successful conclusion of the finishing process. How much, to what grit, what kind of sanding material is used, all of that comes into play. Manufacturer's instructions on sanding and your favorite YouTube expert's opinions are only guidelines. You have to experiment on your particular species of wood, taking into account the shape and texture desired.

There are literally hundreds of finishing products on the market and thousands of ways of using them. From homemade concoctions like friction polish, commonly called "shine juice", to \$60 an ounce miracle hardwax oil. It has a label on the jar that comes straight off of an 1890s era snake oil bottle full of black tar sold out of the back of a Conestoga wagon. The ingredients inside most of the finishing products for sale on the market today do NOT tell you what is inside the can or jar. It is your job to sort through all of the information available, and come up with a product and finish that will do what you want it to. There is no way I can even begin to explain it all in one article. Refer to the book suggestion below for more product details.

There is one founding principle that I thoroughly believe in. YOU have to go out and procure the finishing product you think is going to work and EXPERIMENT with it on some piece of similar wood to the piece you are turning and see what happens BEFORE applying said finish to your final turning. You cannot depend on anyone else, especially the manufacturers and salespeople at distributors to determine what works and what doesn't. Make sure this piece of wood is the same species, shape and grain pattern as the piece you are turning. There are just too many variables at play that are specific to YOUR SITUATION, at the moment in time and space that you are attempting to improve your work. You have to go buy it or borrow it and try it in your shop on your wood either on or off the lathe or both. Only YOU will be able to tell what works and what doesn't. If whatever you chose doesn't work, then go do some more research and try something else. There is no other way. And please write down a record of what each finish does on what type of wood. Two weeks after you have completed

(Continued on the next page)

And don't forget: Have fun with your lathe!!

Beginner's Turn**Finishing – The Re-Invention of Snake Oil****A u t h o r : S t e v e J o h n s o n**

the project, I promise, you won't remember what you used, or the type of wood you used it on. And then you get to repeat the experimental process all over again from scratch! Ouch!! Don't be surprised if you spend more time finishing than turning

For further information on specific finishing products and their performance, there is a book available that goes into excruciating detail on all facets of finishing including water based finishes. It is written by someone who is viewed by the industry and experienced craftspeople as an accomplished master of finishes and the art/science/craft of finishing. The book is titled, "Understanding Wood Finishing" by Bob Flexner. I would highly recommend reading it at least twice before spending any money on products, and then go out and do whatever you decide you need to do.

Finishing is a highly personal, emotional subject. It can be complex, time consuming for some, expensive, and sometimes frustrating at best. But in the end, finishing a piece of beautiful wood to its full potential, and seeing someone's eyes light up when they see what you have created is one of the most rewarding experiences of my life so far.

And don't forget: Have fun with your lathe!!

Photo Gallery



Instant



Beech Platter (1 of 3)



Beech Platter (2 of 3)



Beech Platter (3 of 3)

Please send gallery photos by the 3rd Saturday of the month to
gallery@nmwoodturners.org

Photo Gallery



Instant



Cherry Closed Hollow form



Mesquite Box



Willow Bowl

Please send gallery photos by the 3rd Saturday of the month to
gallery@nmwoodturners.org

Photo Gallery



Instant



Maple Burl Stopper



Walnut Salad Set



Box Elder Bowl

Please send gallery photos by the 3rd Saturday of the month to
gallery@nmwoodturners.org

Marketplace



1. 1986 Hegner Multimax 3 precision scroll saw with tilt table and stand. Depth of throat 25". Table 20"x10". Quick change blade system. Variable speed but that isn't working at the moment. I'm discussion a replacement for the variable control with AMI currently. New was around \$2K. If purchased as is (single speed) \$750, if I'm successful replacing the variable component will be about \$975.

2. 4" adjustable dust collection stand. Connection head tilts and unit telescopes height between 24"-46". Very heavy and stable. \$50 or best offer.



3. Jet JFM-5M Floor Mortiser, 4 mortise chisel and bit sets, and sharpener system. Have owned about 10 years but have never used. Still has tags on it. Was \$1,275 for the mortiser, \$200 for the bit set, and \$30 for the sharpeners. Selling for \$700 or best offer.

4. Original 'Wirth Machine', brain child of John Wirth of Woodworker's Supply. Check out the details at <https://woodworker.com/wirth-machine-package-mssu-95-100.asp>. Cuts precise tenons, angle tenons, dovetails or even duplicate carved shapes. This is the original with mounted 1-1/2HP, 3,450RPM, TEFC, 115/230V, 1PH motor, not the later designs that required you supply and mount a router. In addition to the basic package I have a number of tenon templates and guides I'll include. New was well over \$2K. Selling for \$850 but will negotiate down. Also have a bunch of spiral cut bits that could be discussed as part of a package if interested.



5. Monster Hollowing System. Articulated arm system plus Laser spot. Includes 2 bases so it'll fit lathes with spindle heights between 8" to 13" – Jet, Powermatic, Oneway, Robust, etc. Spent around \$850 on it new, lightly used, asking \$150 or best offer. No boring tools included (fit's most unhandled hollowing bars/tools).

Rick Judd

612-280-8300

Rickjudd@mac.com



See our Marketplace section on our website for better photos

Marketplace



Vicmarc VL100 circa 1996/1997
 Spindle 1" x 8 tpi with 24 indexing holes
 Swing 250 mm (~9.8 inches)
 Distance between centers 350 mm (~13.75 inches)
 Morse taper 2 spindle and tailstock
 ~5/8" tool rest post hole
 Six speeds (~600, 1000, 1200, 1800, 2100 and 3600 rpm)
 1/2 HP motors with new belts
 Both lathes have been completely sandblasted and repainted

I have only been able to complete 3 of the 5 Vicmarc lathes I am restoring from a school district in Utah. These two are for sale. The "clunkier" base was a prototype and with the price of plywood now I am not planning to redo it. The more streamlined base is much more thought out and refined; hence the asking price difference. For sale are these two Vicmarc VL100 wood lathes - asking \$500 for larger base (no Vicmarc sticker) and \$675 for smaller, labeled base with leveling feet. Please call, text or email Scott to ask questions or test drive (I am unable to answer my phone at work; please allow 48 hours for response) - email is kershaw.scott@gmail.com, phone (406)274-2931. Many thanks! Scott

New spindle bearings in each headstock - will include "nut chuck" with each lathe
 Both lathes have safety on/off switch and have forward and reverse added

Each lathe has belt tensioning knob for easy speed/belt adjustments

The "C-clip" quill retainer was this first edition lathe's Achilles heel - these have been repaired but have some slop - does not impact performance, in my opinion.

Live centers, drive centers, faceplates, chucks, tool rests and tools NOT included - may discuss in person

Woodturning Tools for Sale

Josie Dominguez has some turning tools for sale.

Her number is 575-520-0533

Her email is yosidoming@gmail.com



Oliver lathe and tools for sale

Contact philhopi@gmail.com

Delta Air Cleaner

Part number 50-868 with remote control

Contact Jack Henning
henning8402@msn.com



\$250.00
 which is
 half the
 going price.

See our Marketplace section on our website for better photos

Marketplace

Jet 6" Long Bed Jointer

Jet 6" Long Bed Jointer for sale. Used very little, in excellent condition. Will include a mobile base valued new at \$100. \$900 OBO (all reasonable offers considered)

Contact Bill Baca at H 505-588-2119, M 425-218-4562 or billbaca@msn.com

Similar to this: [See example](#)



This is Bill Gorman. I am an active current member of New Mexico Woodturners. I have a Jet JW-1236 Lathe mounted on a stand and sitting on a casted platform that lowers to the floor. It comes with several accessories. I have been using it for about a year and a half. It is working perfectly. I have recently upgraded to a new lathe. I am asking \$500 for this package.

Bill Gorman
612-616-0811



Lathe: Jet 1642

w/ attached light pole providing movable lighting as well as additional electrical sockets for such things as sanders. It is a 110 motor. Offered at \$1500.

Contact: John Vogel

jvogel20@icloud.com or 505 239-8850 - call or text both acceptable



I have a new unused 8" 600 grit 5/8" arbor 1.5" wide radius edge CBN wheel for sale \$100 or best offer.

Rick Judd
612-280-8300



See our Marketplace section on our website for better photos

2022 Elected Officers, Directors & Committee Chairs

President



Tom Durgin
505-688-1369

Vice President



Larry Linford
505-870-1601

Treasurer



Woody Stone
828-808-7876

Secretary



Sally Breedon
505-352-0159

State Fair



Bill Mantelli
505-400-0266

Membership



Tom McLarty
505-298-3790

Webmaster



Brad Carvey
505-856-4033

Lead Video



Derek Roff
505-438-1820

Email Administrator



Hy Tran
505-459-8132

Member-at-Large



Ron Bahm
505-881-8845

Equipment & Workshops Beads of Courage Chair



Scott Eckstein
505-270-0516

Logistics



Bob "Rocky" Rocheleau
505-235-9002

SEEKING


NEWSLETTER EDITOR

LIBRARIAN

Please speak to a board member regarding any of these positions

2022 Elected Officers, Directors & Committee Chairs

Raffle Coordinator



Dean Cross
575-644-8945

Special Workshops



John Ellis
505-463-7750

Green Wood Manager(s)



Mark Edgren
509-596-9279

Green Wood Manager(s)



Joe "Stretch" Cole
480-216-3580

Past President



Rick Judd
612-280-8300

Newsletter Designer



Traci Durgin
news@nmwoodturners.org
505-688-1370

Apparel Manager



Cindy Edgecomb
505-615-7307

Photographer(s)



Bert & Kay Grant
gALLERY@nmwoodturners.org
661-599-0116

Did you know we have a Library?

DVD Rental: A good selection of educational DVDs
are available for check out during club meetings.


Please use and return DVD's in one month if possible and donate \$1.00 for each DVD
checked out to help with expenses. If you encounter any problems with DVD's, please
notify the librarian of those problems.

LIBRARY

Mentors

Bill Zerby

505-263-6632
Rio Rancho – NM
528 & Southern



Basic spindle turning
& tool sharpening

YOUR NAME

Your phone #
Your location



What can you offer?
Help us fill this space

Hy Tran

505-459-8132
Albuquerque –
Paseo & Ventura



Beginner and Novice
woodturning

John Ellis


505-463-7750
Placitas



Basic turning, plates,
tools & handles

Larry Linford

505-870-1601
Albuquerque



Basket illusion turning
and embellishment

Bob "Rocky" Rocheleau

505-235-9002
Albuquerque – NE Heights



Segmenting and bowl
turning

Free to NMWT members: give a Mentor a call!

*****WE ARE ALWAYS SEEKING NEW MENTORS*****

Mentors

Rick Judd

615-280-8300
East Mountain



Hollow forms, bowls,
lidded boxes, burls,
natural edge

Ron Bahm

505-881-8845
Albuquerque – NE
Heights



Pen turning, beginning
segment construction,
beginner woodturning

Ray Davis

505-221-4622
Rio Rancho, NM – NW side
raylindavis@r-davis.com



Open and closed Segment
bowls. Stave Bowls, Bowl
turning. Pens.

I have a heated and a/c shop
with 2 lathes ready to go.

YOUR NAME

Your phone #
Your location



What can you offer?
Help us fill this space

YOUR NAME

Your phone #
Your location



What can you offer?
Help us fill this space

YOUR NAME

Your phone #
Your location



What can you offer?
Help us fill this space

Free to NMWT members: give a Mentor a call!

*****WE ARE ALWAYS SEEKING NEW MENTORS*****

Quick Reference List

(Printer Friendly Version)

2022 NMWT Elected Officers, Directors & Committee Chairs


news@nmwoodturners.org

President	Tom Durgin	505-688-1369	Newsletter Editor	Help Needed	
Vice President	Larry Linford	505-870-1601	Newsletter Designer	Traci Durgin	
Treasurer	Woody Stone	828-808-7876	Photographer(s)	Bert & Kay Grant	661-599-0116
Secretary	Sally Breeden	505-352-0159	Raffle Coordinator	Dean Cross	575-644-8945
State Fair	Bill Mantelli	505-400-0266	Librarian	Help Needed	
Membership	Tom McLarty	505-298-3790	Equip/Workshops	Scott Eckstein	505-270-0516
Webmaster	Dave Stein	505-266-0356	Green Wood	Mark Edgren	509-596-9279
Lead Video	Derek Roff	505-438-1820	Green Wood	Joe "Stretch" Cole	480-216-3580
Email Administrator:	Hy Tran	505-459-8132	Logistics	Bob Rocheleau	505-235-9002
Member-at-Large	Ron Bahm	505-881-8845	Special Workshops	John Ellis	505-463-7750
Past President	Rick Judd	612-280-8300	Apparel Manager	Cindy Edgecomb	505-615-7307

Quick Reference List for Mentors

Free to NMWT members: give a Mentor a call!

Bill Zerby Rio Rancho – NM 528 & Southern	➡	505-263-6632	➡	Basic spindle turning & tool sharpening
Hy Tran Albuquerque – Paseo & Ventura	➡	505-459-8132	➡	Beginner and novice woodturning
John Ellis Placitas	➡	505-463-7750	➡	Basic turning, plates, tools & handles
Larry Linford Albuquerque	➡	505-870-1601	➡	Basket illusion turning and embellishment
Rick Judd East Mountain	➡	615-280-8300	➡	Hollow forms, bowls, lidded boxes, burls, natural edge
Ron Bahm Albuquerque – NE Heights	➡	505-881-8845	➡	Pen turning, beginning segment construction, beginner woodturning
Bob "Rocky" Rocheleau Albuquerque – NE Heights	➡	505-235-9002	➡	Segmenting and bowl turning
Ray Davis Rio Rancho – NW side.	➡	505-221-4622	➡	Open and closed Segment bowls. Stave Bowls, Bowl turning. Pens.

Members are always welcome to contact the people on the mentor list for guidance to better turning ideas and techniques

WE ARE ALWAYS SEEKING NEW MENTORS

Membership Renewal

Membership Dues

Membership dues renewals are due on or before the last day of the month in which the member's current membership term expires. Members who do not renew within thirty (30) days after their membership expiration date will no longer have access to member privileges and will no longer receive the monthly newsletter. Annual dues are as follows:



One year: \$25 for an individual; \$30 for a family
 Two Years: \$45 for an individual; \$55 for a family
 Three Years: \$65 for an individual; \$80 for a family
 Lifetime: \$300 for an individual; \$350 for a family

Additional Fees

1. An individual member who subsequently adds family members will pay the difference between the individual dues and the family dues rate for the remainder of that membership year (i.e., a one-year individual member adding family members would pay an additional \$5.00 dues for the remainder of the membership year).
2. A member requiring a mailed copy of the monthly newsletter will pay an additional \$10 per year to cover cost of mailing.

Renew Online

We are very pleased to announce that you can now pay your membership dues with a credit card on the NMWT website at:

<https://www.nmwoodturners.org/>.

To access online dues payment, simply go to the new "Membership" tab near the top of the homepage and select "Pay Online" from the drop-down menu. This will take you to a secure website managed by Converge, our credit card service provider. There you will find a series of "Buy Buttons" that are clearly labeled with each membership dues option. Simply select the dues option that you want and then hit the "Checkout" button.

You will need to fill in all of the contact information on the payment processing page so that the Treasurer can confirm that our membership records are up to date and also so that he can send your new membership card by regular mail. Also, due to some reporting limitations of the Converge website, you will need to once again select the dues option you want from the drop-down menu labeled "Items Purchased". Fill in your credit card information and hit the "Submit Payment" button to complete the transaction. You should receive an "Order Confirmation" with full details of your purchase by e-mail, and the Treasurer will mail your membership card to you. That's all there is to it!

[Web-Based Credit Card Dues Payment Now Available](#)

Renew by Mail

You can, of course, still mail a check along with current contact and e-mail information to our **Treasurer, Woody Stone, at 2 Blue Corn Ct. Sandia Park, NM 87047.**

The easy way to do that is to go to that same new "Membership" tab on the NMWT homepage and select "Membership Form" from the drop-down menu.

Fill in the form (**PLEASE PRINT CLEARLY**) and mail it to Woody with your check. Should you have any issues or questions regarding the new Credit Card payment system or if you are not sure if your membership expires at the end of 2020, feel free to call Woody at 828-808-7876 or e-mail him at eesphoto492@gmail.com.



Scan our QR code to access our webpage



How to Contribute to High Desert Turning

The NMWT's newsletter editor has submitted High Desert Turning to the AAW's 2020 and 2021 Best Chapter Newsletter Contest. Unfortunately for the NMWT, High Desert Turning has not been selected in the top 3 chapters either year. However, the NMWT chapter website won 1st prize in 2020 for the Best Chapter Website Contest. So, we know it's possible to rank highly among the numerous chapters of the AAW. Much of the website content can be found in High Desert Turning.

So, now you ask, "What is in it for me?" Well, we will get to that. But first, our ask is this:

Submit a short snippet, article or outline of a shop tip or trick you use. You'll be surprised by how many folks will benefit from your personal idea or solution. Take 2, 3, 4 or 5 photos of your process, pieces or how your tip or trick comes together to illustrate how the membership can implement your idea in their shop. If appropriate, share credit where credit is due should you have benefited from a social media post, YouTube video or viewing an in-person demonstration.

Please consider contributing to the NMWT newsletter High Desert Turning! No tip too elementary and no trick too simple will go unpublished. We count on you to make our newsletter awesome. Please send your contribution to news@nmwoodturners.org

Here's what's in it for you:

You are inspiring dozens upon dozens of other turners implement shop solutions that ease their way and improve their flow and turning. You have ideas and solutions that many folks likely envy and would benefit from knowing. There's gratification in uplifting fellow turners.

The club has a large tote of exotic, seasoned and figured timber that was acquired during lockdown and you will be free to select a piece of your choice for every published tip or trick. The tote has wonderful turning stock and you can rifle through it for your choice.

NMWT's Logo Apparel

Caps (Baseball)	\$15
Long Sleeve Denim Shirt	\$30
Short Sleeve Denim Shirt	\$30
Short Sleeve Snap Shirt	\$30
Polo (golf) Shirt w/Pockets	\$30
T-Shirt V-Neck	\$20
Smocks	\$50

Items include embroidered NMWT logo

Names embroidered on shirts are additional \$5.00

Sizes XXL, 3XL, 4XL and up are an additional \$3.00

Contact: info@nmwoodturners.org

Get order forms at the club meetings or use the links below to access the order forms. Once completed, turn your form in to a board member with payment. *Orders are submitted on a quarterly basis.*

Full payment for an order will need to be submitted with each order form before it can be processed! Order placement cut off dates for each quarter will be as follows:



Order Info

NMWT Shirt/Cap Form

NMWT Smock Order Form

Quarter	Months	Order Meeting	Delivery Meeting
1st	Jan-Mar	Feb	Mar
2nd	Apr-Jun	May	Jun
3rd	Jul-Sept	Aug	Sept
4th	Oct-Dec	Nov	Dec

Discount & Rebate Partners

DAKOTA

Dakota Hardwoods -

Albuquerque, NM

3700 Singer Blvd. NE, Suite A, Albuquerque,
NM 87109

Office: 505-644-WOOD (9663)

Monday-Friday: 8:00am - 5:00pm

Saturday-Sunday: Closed

Say you are with the NMWT for a discount.



NMWT members receive Wholesale Prices. Rugby's has hardwoods, Thermofused Melamine, plywood, veneers, and furniture grade pine.

Penn State Industries

your wood turning & dust collection source | 1-800-377-7297

www.pennstateind.com

Register as a member of New Mexico Woodturner at Penn State Industries and automatically get 10% off (in addition to most other promos) your entire order !!! Yes! In effect, you will be doubling dipping on the discounts!!!

Register by sending an email to hy.d.tran@gmail.com with the name, address and email to which your Penn State catalogs are sent. Once you're registered, you'll automatically get 10% off every time you shop online (not applicable to phone or mail orders).



DENDROTECHNOLOGY
TIN SHED MILLWORKS

(505) 980-6161 www.dendrotsm.com

LIVE EDGE SLABS, TURNING BLANKS, CUSTOM MILLING

We offer 10% off our listed prices to members and give a free item from our oddments box or a turning blank to first time member customers.



**8100-M4 Wyoming Blvd. NE, #188
Albuquerque, NM 87113**
