



High Desert Turning

You're gonna love the way you turn.

You can do this. We guarantee it!

Membership details found within www.nmwoodturners.org



NMWT's Upcoming Monthly Meeting

Club Meetings are generally held 10:00 am to 12:30 pm on the first Saturday of the month



Who: NMWT's Members

Topic: Finishes and Finishing

When: Apr 1st @ 10:00 am MT

(In-person and online demo – Zoom session opens at 9:30 am)

**Where: North Domingo Baca Multigenerational Center
7521 Carmel NE Albuquerque, NM 87113**

*****Please Note: Masks are optional for in-person demo*****

Please see next page for more information regarding guest speaker(s)

President's Turn

A u t h o r : T o m D u r g i n

Hey Woodturners!!

Here we are to April, I can hardly believe it. I'm taking stock of what I've turned thus far this year and it is kind of sad, I've not turned nearly enough! I finally got another yarn bowl done and found a way to keep warm in the shop. Ok maybe not warm, but at least I can't see my breath.

Are you excited? I know I am, after all the fun of Covid, virtual meetings only, finally being all back to meeting in person we are going to get a Pro Demo in May. Have you seen the emails? Have you signed up for the workshops? It sure has been a long time and will be really great to have Stuart Batty with us.

At our April 1st gathering we will get much needed info on finishing. You know how it goes, you've just turned this fine piece and now time to finish ugh. What should I use, what's stinky, what's going to make a big mess? How do I protect something that will be handled a lot like a bowl or a pen, how about something that gets very little handling? Anyways you get the idea, I'll see you on Saturday 1 Apr and will get some answers.

Want to be more active in NMWT, let us know. We want you to play a part in what this club does, who this club reaches and advancing turners from every skill level. Lend a hand, you won't be sorry.

Tom Durgin

NMWT President



Thomas Durgin - President



NMWT's Upcoming Monthly Meeting



A u t h o r : L a r r y L i n f o r d

April Finish Demonstration

The April 1st club presentation will demonstrate the application of multiple finishes. There are a multitude of finishes, and we have selected a few based solely on the willingness of someone to demonstrate their use. We are not suggesting that these are better than any other finishes. Brush, rag, paper towel or special applicator, attendees will see tried and true methods of getting a smooth, shiny (or satin) finish on your platters, bowls, hollow forms, spindles, etc. If anyone in the room has suggestions for different methods of application, you are encouraged to talk about that as well. (Continued on page 3)

Future Programs/Activities

Masks are optional for in-person demo

May 6th

Stuart Batty

40/40 Grind

Jun 3rd

TBD

TBD

Announcement

Library materials (DVDs, etc) will be at the March and April club meetings, free first come first serve. Final disposal after the April Meeting.



Rocky Mountain Woodturning Symposium
15-17 Sep 2023

[Link](#)

NMWT Monthly Board Meeting

Open to all Members

When: Apr 26th, 2022 @ 7:30 pm

Contact info@nmwoodturners.org or any board member for more info or the Zoom link



DENDROTECHNOLOGY
TIN SHED MILLWORKS

Rick Thaler, from DendroTechnology, has donated some wood to NMWT for our Beads of Courage project. Interested members can pick up the wood and it must be used only for turning a BoC vessel. Free turning blanks with bowl submission. Contact Rocky Rocheleau robertoroc@msn.com

NMWT Monthly Demonstrations



A u t h o r : L a r r y L i n f o r d

So far, our demonstrators include:

Brad Carvey: "Shine Juice" (walnut oil, shellac and denatured alcohol), following an application of beeswax and pumic in solution

Dave Croxton: Waterlox

Rick Judd: Rubio Monocoat, followed by a ceramic coating

Tim Kelly: Polyutherane

Larry Linford: Shellac

Woody Stone: Tried and True finish & Polymerized linseed oil

Hy Tran: "Shine juice" (Boiled linseed oil, shellac and denatured alcohol) and/or CA glue on a vessel larger than a pen

We will be taking every precaution to make sure that any fumes are exhausted by opening the doors to the outside. Waste (rags, paper towels, etc.) will be properly disposed of in order to prevent adverse reactions like combustion.


Because some finishes require lengthy drying and/or curing times, it may be difficult for the demonstrators to transport a recently finished vessel home from the demo without ruining the finish. Therefore, some may choose to demonstrate on flat boards and show previously finished vessels – but the process will be the same.

There are a host of additional finishes we will not have time to discuss. If anyone else would like to demonstrate a favorite finish not listed above, please contact Larry Linford at ldlinford@yahoo.com or 505-870-1601. We may be able to squeeze another one in, and if there is enough interest, we will schedule a second finishing demo later in the year.



Reflections from Last Month

P h o t o s b y N a n c y M a t t e s o n



In Memory Of

J o h n J o r d a n



On Feb 28th 2023, after a brief illness, John Jordan passed away.

Some of you knew him, some of you had met him and even more of you knew who he was. Some of you have his tools in your shop. He was always a happy smiling face at a symposium. You'd see him in the demo rooms and definitely in the vendor area. He always had time to talk, to explain and to give any one of us a few minutes to make our turning better.

RIP John, you and your contributions to woodturning will be remembered.



"The pieces I make are simple but finely detailed vessels. Manipulating the color and patterns in the wood to complement the form, and the texturing and carving to create visual and tactile contrasts are important parts of the process and the result. What I feel is most important is the intangible quality that the piece is "right" that comes with putting emotion and feeling into the work. A simple object can be very powerful and emotional just for what it is. These pieces are simply decorative vessels that reflect my interest in surface textures/contrasts and form, and the personal responses that I have to them, which I suspect are similar to the feelings that makers of objects have felt for thousands of years." John Jordon 2022

For more information on John, his turnings or tools visit his web page: [John Jordan Webpage](#)

NMWT Monthly Demonstrations**A u t h o r : L a r r y L i n f o r d****Demonstrations Coming Your Way****March**

Demonstration for Saturday March 4 will be Part II of Segmented Turning, conducted by Rocky Rocheleau and Tim Kelly. In the February demo they presented the steps in preparing the segments for building a segmented vessel, along with many tips from their years of experience.. The March meeting will focus on the actual building and turning of a segmented vessel.

April

The April meeting will focus on a topic receiving the second highest number of votes in our planning meeting last December: Finishing. Finishing is usually the final or next to final step in completing your vessel, and presents the turner with a multitude of choices to highlight the fine workmanship that led to the creation of the vessel.

This demo will be presented by a half dozen members, each focusing on a finish that they use regularly and have mastered. Some of these will be easily recognized by most members, though you may learn new, more effective methods of application. Others will be new to many. So far, we are considering demonstrating home made Shine Juice, Waterlox, Rubio Monocoat, Shellac, Walnut oil, Wipe-on Polyurethane, Tried and True Finish, Polymerized Linseed Oil, and possibly CA glue on a large vessel. (This list is subject to change.) What a great way to expand your repertoire of finish selection and application.

May

The month of May represents a return to normalcy, as we once again host an on-site professional turner. Most of us are familiar with Stuart Batty's work. He is best known for his 40-40 grind gouges, and his ability to turn bowls and platters with virtually no tear-out, which minimize – and in some cases eliminates sanding.

Stuart also has created a line of tools that is unsurpassed in quality and their ability to get the job done in the most efficient manner. He will discuss these, and if his inventory allows, he will be bringing some for sale to our members. More details will be provided in the April newsletter.

Silent Auction

C o n t a c t : N M W T T r e a s u r e r

We love to have nifty items or pieces of timber that can be auctioned at our next meeting to support the Scholarship Fund.

Potential ideas include rough turned bowls, gouges gathering dust, seasoned blanks or turning accessories.

Your contributions go to benefit the **Red Hollenbach Scholarship Fund** which is used to reduce the cost for members to attend professional demonstrator's hands-on sessions.



If you are seeking an handcrafted donation for your charitable organization, please email a request to: info@nmwoodturners.org

NMWT on Social Media



The New Mexico Woodturners are on Facebook and YouTube



Facebook is just one way to share your work. However, it's also a great platform to ask questions, request constructive criticism and rub shoulders with other turners.

Various members of the NMWTs moderate the social media accounts and promote the craft and our club actively on these outlets.

A number of the Facebook group members are not NMWT members and that's okay! However, by our NMWT membership being active on social media we can also share the benefits of club membership, promote club activities and foster relationships with turners around the globe.

Please join the Facebook group, subscribe to the YouTube channel and watch us grow turning!

Newsletter Submission

Got a great idea, tip, or trick that you'd like to share?

We'd like to read about it.

What do you need to do?

Write up a description, brief or in-depth, and include a few photos if possible to better detail your idea.

If you like or use a certain webpage or a YouTube channel, please write about and site your source.

Please send articles to news@nmwoodturners.org

Disclaimer: Articles submitted aren't guaranteed a spot in the next issue, but they will be published if educational criteria is met and as it fits organizational needs.



Newsletter

Submission

Deadline

A

P

R

24th

Green Wood

The Green Wood Committee is always on the hunt for greenwood, and we all can agree, woodturners hate to see any good pieces go to a landfill. If you have some greenwood to share, please contact either chair member below for coordination. Our members love greenwood and there are endless possibilities and projects that can be done with it.



Green Wood Chairs

Joe "Stretch" Cole

480-216-3580

jt.cole@hotmail.com

Help Needed

Beads of Courage – NMWT's 2023 Challenge

Our Challenge and Goal: **For each club member to take the time and heart to make at least one Beads of Courage Box during 2023**

What is Beads of Courage?

Beads of Courage (BOC) is the NMWT's Community Service Project.

Beads of Courage, Inc. is a 501 (c) (3) tax exempt organization working in partnership with the American Association of Woodturners (AAW).

[Official Guide to Beads of Courage – Woodturners Wanted](#)

This is Local!

Our Beads of Courage Bowls are taken directly to UNMH Children's Cancer Facility here in Albuquerque for local patients. However, some bowls can also be sent to a National collection point in Tucson, Arizona.

UNMH Children's Cancer Facility has been treating nearly one hundred seriously ill cancer youngsters each year. For each medical treatment a child receives, he or she gets a bead which they can then keep in their bowl, hence Beads of Courage Bowls. The children do receive a bag to put their beads in, but a Beads of Courage Bowl is far more special and reflective of the hard work to beat cancer!

NMWT currently produces approximately 8 bowls a year and it would be great to see that number increase exponentially.

For more information regarding the program, where to purchase beads, or where to deliver your finely crafted bowl, please see:



BOC Website



BOC Chair / Contacts

Scott Eckstein (NMWT BOC Contact)

505-270-0516

seemee911@gmail.com

Brianna Hayes (UNM Certified Life Specialist)

505-991-8501

bnhayes@salud.unm.edu

Abby Walker (UNM Certified Life Specialist)

505-991-8501

abCWalker@salud.unm.edu

Women in Turning



A u t h o r : N a n c y M a t t e s o n

March 2023 WIT Meeting

The New Mexico Women in Turning met this month at Kay and Bert Grant's, who very generously offered the use of their workshop and equipment. Those attending were Patricia Apt, Kay Grant, Courtney Paz-Gale and Nancy Matteson. The meeting topic was a continuation of last month's turned bowl demonstration but, as usual, we began the meeting with a wide-ranging discussion of wood turning topics. Various workshops and symposia were mentioned with the Rocky Mountain Woodturning Symposium being a possible goal for a few of the WIT members. Registration opened Mar 1 with the Symposium happening Sept 15-17, in Loveland, CO.

Courtney Paz-Gale brought along a beautifully handmade carbide chisel, for hollowing, by Alex Reinhardt, an instructor at the Santa Fe Community College, where Courtney is also a woodturning instructor.



Alex Rinehardt Carbide Chisel

(Continued on the next page)

What we offer is access to the AAW site and wonderful monthly magazine, and a group of engaged and enthused turners!

Join the private

[Facebook](#) group page [Women in Turning](#) to get ideas & support. AAW membership is not required.

Women in Turning (WiT) -- The

AAW strives to deliver the publications and services that our members need to grow, connect, explore, and thrive in the areas of woodturning that are important to them.

[Guest Membership](#)

ALSO – join the AAW with a guest membership so you can see what else WiT and AAW

By signing up for a complimentary Guest membership, you can have access to AAW resources for a full 60 days. You will be able to explore what the AAW has to offer, kick our tires, and hopefully decide to become a full-fledged, paid AAW member to benefit from everything the AAW has to offer.



L o c a l W i T C o n t a c t s

Patricia Apt (NMWT's WiT Liaison)	505-401-4442	papt625@gmail.com
Nancy Matteson	801-694-6866	namatteson@hotmail.com
Kay Grant	661-599-1832	wykayg@gmail.com
Erin Perry O'Donnell	505-926-1693	erin@dovetailworkshop.com

Women in Turning



A u t h o r : N a n c y M a t t e s o n



Wire wrapped ferrule

Topics and projects for future WIT meetings were suggested and included:

- Tops, which would allow for demonstrations of spindle work as well as tool use, specifically skew techniques
- Rolling pins, also a spindle project that would focus on working with a thin, longer spindle shape and keeping an even radius along the entire length
- Cork turning demonstration by Kathy Knorr, if we can talk her into it

Suggestions for additional topics are very welcome and should be sent to Patricia Apt.



Kathy Knorr, turned cork bowl

We also had an impromptu instant gallery. Courtney brought two of her hollow forms, one possible pine and the other sycamore.



Courtney Paz-Gale hollow form, possibly pine



Courtney Paz-Gale sycamore hollow form

Women in Turning



A u t h o r : N a n c y M a t t e s o n

Bert Grant has created two plates/platters, each walnut, and one of which that is ~20 inches in diameter. Although Bert is not a member of WIT, he's missed some NMWT meetings and we wanted to show what he's been doing.



Bert Grant, large walnut platter (~20" dia)



Bert Grant walnut plate

Kay showed us three bowls she has turned from Mexican Cedar



Kay Grant, Mexican cedar




Kay Grant, Mexican cedar



Kay Grant, Mexican cedar

Our bowl demonstration was a group effort and resulted in two, side grain, walnut bowls. Many thanks to Albuquerque Exotic Woods for donating the walnut bowl blanks for this demonstration.



Women in Turning



A u t h o r : N a n c y M a t t e s o n




The demonstration included the use of several gauges, speed of turning, wood grain challenges and best of all, a demonstration of using a bowl gauge for sheer scrapping, finishing cuts. The fine threads resulting from Patricia's skilled technique were impressive and showed how this method can be used to gently finish the surface allowing for less sanding.

WIT March meeting demonstration
bowls, walnut



Next month, April's meeting, will again be at Kay and Burt Grant's house. Kay will work with us on using the skew and it will be a good opportunity for some hands-on practice. Bring your skews but if you don't have one, some will be available to use. The meeting will be at 1:00pm, April 16th. All NMWT members are welcome to attend our meetings and please, bring a friend if you want to.

Courtney Paz-Gale with demonstration bowls



Women in Turning

Try out an American Association of Woodturners (AAW) membership for 3 months!!

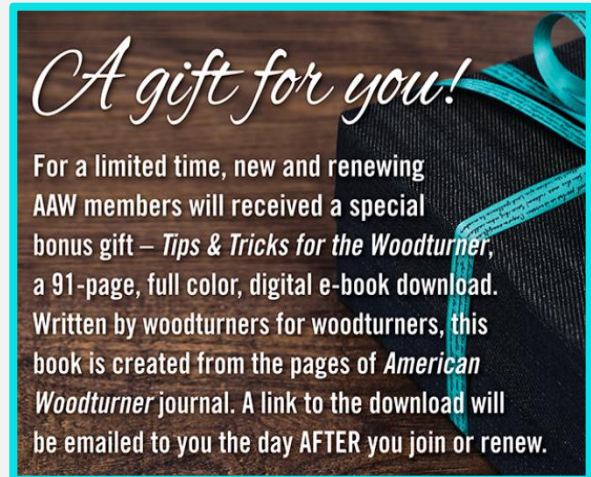
We know you will be hooked!

AAW Membership Application

WIT (Women in Turning) is “dedicated to encouraging and assisting women in their pursuit of turning, sharing ideas and processes to further member’s skills and creativity, and increasing participation of women in the field of woodturning.”

The AAW WIT Committee agrees that to further this mission, we can work with chapters to help grow the number of women in AAW. Currently, women comprise less the 9% of AAW membership.

To encourage women to join AAW, the WIT Committee offers a limited number of WIT sponsored half price AAW memberships to women for a one-year, full "General" AAW membership.



Eligibility To be eligible, a grant recipient must be a woman and who has never previously been a member of AAW.

Process Only the chapter AAW WIT Liaison, Patricia Apt, chapter president or vice-president may request the grant. After we’ve received the application, the recipient will be sent a promotional code with instructions on how to use the code in applying for an AAW membership. If you have questions, please email wit@woodturner.org.

Limitations

If the nominee is a new member of a local chapter (within the last two months), WIT will pay 100% of the AAW membership.

If the nominee has been a member of a local chapter for more than two months, WIT will pay 50% of the AAW membership.

If the nominee is not a member of a local chapter, WIT will pay 50% of the AAW membership.

Grants are currently limited to no more than two women, per chapter, per quarter.

Quarters end January 31, April 30, July 31, and October 31. Based on the number of requests, this limitation may change.

We hope that this offer will be an incentive for new women woodturners to join your chapter.

[Click Here for AAW Specials for WIT](#)



Article



The Cone Of Flame

A u t h o r : R i c k O ' R y a n

One side will make you grow taller, said the caterpillar... but one thing I've come to count on is that working with cones like this is that a bite of either side will send one down a deep rabbit hole. Even after casting and turning, the cone wanted to open and there was some more movement and separation of the scales. More ca and a re-turn was called for... the cone should have been dried in a vacuum kiln, but I don't have one. The cap displays the character of the cone out at the tips of the scales, as well as displaying the cross section of the stem of the cone near where it connected to a branch of the tree. The "mushroom" stalk below the cap shows what happens inside, closer to, yet still outside of the core. This is where the seeds form. This area also displays the cut fiber strands that provide structural integrity to the scale. The core of the cone, where the scales start, remains hidden. I removed many oily pine nuts in the process. This species, Monterey Pine, is referred to as serotinous – many of its cones stay closed until subject to heat such as fire (or a traditional kiln), which then melts the pine resin that glues the scales together. This cone was already starting to open when I cast it in epoxy. Some of the casting resin can be seen in between the scales in the cap, as well as at the base of the stalk, where those scales began to separate. The cap is 2-3/8" across and the piece stands 4-1/8" tall. No. 1216. This piece will be available at The Curious Otter in Lake Placid, NY.


www.woodsongs.net

Article



Personalizing a Laguna Revo 18/36 Lathe

A u t h o r : R e x F u n k



After a little over 20 years turning with mini and midi lathes, I made the jump last year to the Laguna. The Revo 18/36 stood out because of its capacity, electronics, steel bed, value, and quality construction.

I elected to get this mid-priced lathe, rather than a Robust or One Way, and spend the difference on accessories and up-sizing chucks and turning tools. I have not been disappointed, but there were a couple of design flaws that needed fixing and some additions that made this lathe a pleasure to use. The first flaw was the spindle lock. A red button on the headstock needs to be depressed and held in to keep the spindle locked. I got on you-tube and found a fix using rare earth magnets. This involved turning a puck with a protrusion that holds the button in with the magnets. I can now use both hands to remove chucks and other chores with the spindle locked.



Puck with magnets and spindle lock button



Puck depressing spindle lock button

The second flaw involves the tool post clamp. A lever lock closes on the upper part of the clamp and required a great deal of force to keep the post from moving. Here again, you-tube to the rescue. There is a 3/8-18 threaded hole below the lever lock, and by installing a stud and a locking nut you can close the lower portion of the clamp just enough so the tool posts still slides in and out but so the lever lock is more effective and requires less force. The other knock on the tool post clamp is that it protrudes further forward than the tool rest and could contact a large workpiece. Some turners have opted to buy a replacement banjo from One Way (between \$200 & \$300). I haven't had this problem yet.

Article



Personalizing a Laguna Revo 18/36 Lathe

A u t h o r : R e x F u n k



Tool post clamp showing additional adjustment nut below the lever lock. The shoulder of the clamp protrudes forward ahead of the tool rest and could potentially contact a larger workpiece.

Laguna supplies several optional accessories for this lathe, and I opted for the LED light that attaches to the headstock. It was an extra \$185 but is by far the best lathe light I've ever used and great for my old eyes. The power cord is only about 6 feet long, so I added a 6 ft. 240v extension cord to allow the headstock to be slid down to the tail end

of the bed for outboard turning. There are a couple of tool holders provided: one on the headstock below the motor and the other on the inboard side of the tailstock. I like that one so well I added another one on the outboard side of the tailstock to hold my chuck key, Allen wrenches, and markers.



Tool rack on tailstock (came with lathe)



Added tool rack on outboard side of tailstock

My turning tools were in racks in various places, and I needed a solution to make them handier. I came up with what I call my "quick draw" tool rack (I watched too many westerns as a kid). It's just a 2x3 board with appropriate size holes drilled in it and attached to the front of the legs. It keeps the tools super handy and the sharp points about 8" off the floor. In several months I have had no safety issues and the tools don't interfere with my work. Instead of laying my tools on the bed of the lathe I now tend to use the rack more.

(Continued on the next page)

Article



Personalizing a Laguna Revo 18/36 Lathe

A u t h o r : R e x F u n k

The last addition came from watching Italian woodturner Giorgio Romani doing a hollow form during the Woodturners Worldwide Online Symposium. He had a home-made tool rest for his hollowing tool that swiveled but kept the tool captive for more precise cuts. It was similar to the Irons Tool Gate (\$150) but much stouter. I did a hybrid using a 1" cold rolled steel bar sliding in a sleeve welded to the tool post, with a lever lock to secure the bar. The swiveling "gate" was cut from a piece of ¼" steel plate and welded to a ¼" bolt which attaches to the bar. It is stepped like the Irons gate and will accommodate 3/8, ½, & ¾ inch diameter tool shafts. It is a great addition and allows more controlled cuts while hollowing.



Hollowing tool rest



Using 3/8 Jordan tool



Stepped tool gate

Not everyone will have a Laguna lathe, but you may be able to use a few of these modifications to get a better turning experience. Happy turning.

Photo Gallery



Instant



Rex Funk Spalted Hackberry



WIT Demonstration Bowl
Locust



Hy Tran Cocobolo Pen

Please send gallery photos by the 3rd Saturday of the month to
gallery@nmwoodturners.org

Photo Gallery



Instant



Rex Funk Sycamore, Leopard Wood, Navajo Picture Stone



Scott Kershaw Walnut



Scott Kershaw Pear Wood

Please send gallery photos by the 3rd Saturday of the month to
gallery@nmwoodturners.org

Photo Gallery



Instant



Hy Tran Olive Wood Pen



Hy Tran Olive Burl Pen



Hy Tran Claro Walnut Pen Walnut Pen

Please send gallery photos by the 3rd Saturday of the month to
gallery@nmwoodturners.org

Photo Gallery



Instant



Scott Eckstein Spalted Cottonwood



Scott Eckstein Salt Cedar

Please send gallery photos by the 3rd Saturday of the month to
gallery@nmwoodturners.org

Photo Gallery



Instant



David Croxton Basket Illusion
Maple



Tom Durgin Beads of
Courage Jar Ash & Walnut



Scott Eckstein Spalted
Cottonwood



Scott Eckstein Salt Cedar

Please send gallery photos by the 3rd Saturday of the month to
gallery@nmwoodturners.org

Photo Gallery



Instant



Tom Durgin Beads of Courage Jar Ash & Walnut



David Croxton Basket Illusion Maple



Tom Durgin Walnut



Woody Stone BOC Jar Pear Wood

Please send gallery photos by the 3rd Saturday of the month to gallery@nmwoodturners.org

Photo Gallery



Instant



Woody Stone Beads of
Courage Jar Mimosa



Rex Funk Previously mis-
identified as Rick Funk Norfolk
Pine, Osage Orange, Ebony

**Thank you for
the submissions!**

Please send gallery photos by the 3rd Saturday of the month to
gallery@nmwoodturners.org

Marketplace

WOOD, more WOOD and OTHER ITEMS



Bob Fitzsimmons
505-988-3019

4 Boxes of WOOD Pen Blanks each box contain 100 plus blanks at \$100.00 per box and includes 37 FREE Pen Kits.

1 Box Acrylic Pen & Stopper blanks \$100.00.
Includes 37 FREE Pen and 20 Stopper kits.

1 box 77 wood stopper blanks \$100.00 with 20 FREE stopper kits.

4 Boxes turning wood contains 61 pcs at \$150.00 per box with sizes 1x1x12 to peppermill size plus small bowl blanks.

1 Bowl Blank, 12x12x4, \$30.00

1 Rikon 16" Scroll Saw, Model 10-600VS, \$100.00

1 PSI Buffing System, \$50.00.

1. 3-Stage lathe polishing system 8" wheels \$40.00

60 Misc. Pen and Stopper boxes \$40.00

70 Misc. Pen and Stopper display tubes. \$20.00

(THE ENTIRE PACKAGE FOR . \$1,000.00) .



See our Marketplace section on our website for better photos

Marketplace



Oneway bowl steady. Current retail 140\$ plus tax - sale price 70\$. The attachment block is individual and must fit the slot between the ways. Currently it fits a Jet 16/42 but individual clamp blocks are available from oneway for about \$18 for almost any lathe.



This is , I believe, one of the original design elbow-tool articulated hollowing tools. It should fit most any size lathe as it clamps to the tailstock quill and uses the lathe tool rest. It comes with a 3/4" bar w/ tear drop type scraper plus adapters for smaller hollowing bars(not included). Their current model,not totally comparable to this, retails at \$660 I believe. Sale Price \$250.



Grex AS 368 pneumatic orbital rotary sander - currently retails for \$120 w/o the shaft extension. Not shown is a substantial number of sanding discs and pads which will be included with the sander. Offered for sale at \$70.



Collet chuck. Very useful for chucking up things like pen mandrels, bottle stoppers etc. Not sure about the brand but believe it is Craft Supplies Woodriver brand and retails at \$100. For sale at \$50.

Interested? Contact John Vogel
505 239-8850 text or call

See our Marketplace section on our website for better photos

Marketplace



Vicmarc VL100 circa 1996/1997
 Spindle 1" x 8 tpi with 24 indexing holes
 Swing 250 mm (~9.8 inches)
 Distance between centers 350 mm (~13.75 inches)
 Morse taper 2 spindle and tailstock
 ~5/8" tool rest post hole
 Six speeds (~600, 1000, 1200, 1800, 2100 and 3600 rpm)
 1/2 HP motors with new belts
 Both lathes have been completely sandblasted and repainted

I have only been able to complete 3 of the 5 Vicmarc lathes I am restoring from a school district in Utah. These two are for sale. The "clunkier" base was a prototype and with the price of plywood now I am not planning to redo it. The more streamlined base is much more thought out and refined; hence the asking price difference. For sale are these two Vicmarc VL100 wood lathes - asking \$500 for larger base (no Vicmarc sticker) and \$675 for smaller, labeled base with leveling feet. Please call, text or email Scott to ask questions or test drive (I am unable to answer my phone at work; please allow 48 hours for response) - email is kershaw.scott@gmail.com, phone (406)274-2931. Many thanks! Scott

New spindle bearings in each headstock - will include "nut chuck" with each lathe
 Both lathes have safety on/off switch and have forward and reverse added

Each lathe has belt tensioning knob for easy speed/belt adjustments

The "C-clip" quill retainer was this first edition lathe's Achilles heel - these have been repaired but have some slop - does not impact performance, in my opinion.

Live centers, drive centers, faceplates, chucks, tool rests and tools NOT included - may discuss in person

Woodturning Tools for Sale

Josie Dominguez has some turning tools for sale.

Her number is 575-520-0533

Her email is yosidoming@gmail.com




Oliver lathe and tools for sale

Contact philhopi@gmail.com

Original 'Wirth Machine', brain child of John Wirth of Woodworker's Supply. Check out the details at <https://woodworker.com/wirth-machine-package-mssu-95-100.asp>. Cuts precise tenons, angle tenons, dovetails or even duplicate carved shapes. This is the original with mounted 1-1/2HP, 3,450RPM, TEFC, 115/230V, 1PH motor, not the later designs that required you supply and mount a router. In addition to the basic package I have a number of tenon templates and guides I'll include. New was well over \$2K. Selling for \$850 but will negotiate down. Also have a bunch of spiral cut bits that could be discussed as part of a package if interested.

Rick Judd
Rickjudd@mac.com

612-280-8300



See our Marketplace section on our website for better photos

Please notify sale@nmwoodturners.org once item has sold

Marketplace

For Sale: \$300 Shop Fox
1823 Portable Cyclonic
Dust Collector.
1.5 H.P, 120 Volt. Can be
converted to 220 Volt
Very good condition.
Extra Bags Included as
well as multiple extra
fittings

Contact: David Waldrep
davkwal@gmail.com



NEW
ITEM

Rough-Turned Bowls for Sale

David Hallman has hundreds of rough-turned bowls, in various woods, including cherry, china berry, walnut, sycamore, mimosa, sassafras, and mesquite. Some are natural edge (with and without bark), others are cut edge. Sizes range from four inches up to fifteen inches wide, shallow up to six inches tall. Asking one dollar up to twenty five dollars for the larger sizes. Volume discounts. Located in Silver City.

Contact David at (575)654-0299
or mesquitedave@gmail.com



Title of Your Ad Here

Description of your Ad

Picture of your
Advertisement

Contact info for your Ad

Bridge for Sale



This is a sample marketplace posting.

We welcome members to use this space for anything related to woodturning. There is no charge for listing an item. Ads will run for about one month.

To request a listing, send item and contact info to sale@nmwoodturners.org. Your ad will be reviewed and posted as quickly as possible.

*** You must be an NMWT member to post ads ***

See our Marketplace section on our website for better photos

Please notify sale@nmwoodturners.org once item has sold

2022 Elected Officers, Directors & Committee Chairs

President



Tom Durgin
505-688-1369

Vice President



Larry Linford
505-870-1601

Treasurer



Woody Stone
828-808-7876

Secretary



Sally Breedon
505-352-0159

State Fair



Bill Mantelli
505-400-0266

Membership



Tom McLarty
505-298-3790

Webmaster



Brad Carvey
505-856-4033

Lead Video



Derek Roff
505-438-1820

Email Administrator



Hy Tran
505-459-8132

Member-at-Large



Ron Bahm
505-881-8845

Equipment & Workshops Beads of Courage Chair



Scott Eckstein
505-270-0516

Logistics



Bob "Rocky" Rocheleau
505-235-9002


SEEKING

Green wood help

Please speak to a board member regarding any of these positions

2022 Elected Officers, Directors & Committee Chairs

Raffle Coordinator



Dean Cross
575-644-8945

Special Workshops



John Ellis
505-463-7750

Green Wood Manager(s)



Green Wood Manager(s)



Joe "Stretch" Cole
480-216-3580

Past President



Rick Judd
612-280-8300

Newsletter Designer



Traci Durgin
news@nmwoodturners.org
505-688-1370

Apparel Manager



Cindy Edgecomb
505-615-7307

Photographer




Nancy Matteson
gallery@nmwoodturners.org
801-694-6866

Mentors

Bill Zerby

505-263-6632
Rio Rancho – NM
528 & Southern



Basic spindle turning
& tool sharpening

YOUR NAME

Your phone #
Your location



What can you offer?
Help us fill this space

Hy Tran

505-459-8132
Albuquerque –
Paseo & Ventura



Beginner and Novice
woodturning

John Ellis


505-463-7750
Placitas



Basic turning, plates,
tools & handles

Larry Linford

505-870-1601
Albuquerque



Basket illusion turning
and embellishment

Bob "Rocky" Rocheleau

505-235-9002
Albuquerque – NE Heights



Segmenting and bowl
turning

Free to NMWT members: give a Mentor a call!

*****WE ARE ALWAYS SEEKING NEW MENTORS*****

Mentors

Rick Judd

615-280-8300
East Mountain



Hollow forms, bowls,
lidded boxes, burls,
natural edge

Ron Bahm

505-881-8845
Albuquerque – NE
Heights



Pen turning, beginning
segment construction,
beginner woodturning

Ray Davis

505-221-4622
Rio Rancho, NM – NW side
raylindavis@r-davis.com



Open and closed Segment
bowls. Stave Bowls, Bowl
turning. Pens.

I have a heated and a/c shop
with 2 lathes ready to go.

YOUR NAME

Your phone #
Your location



What can you offer?
Help us fill this space

YOUR NAME

Your phone #
Your location



What can you offer?
Help us fill this space

YOUR NAME

Your phone #
Your location



What can you offer?
Help us fill this space

Free to NMWT members: give a Mentor a call!

*****WE ARE ALWAYS SEEKING NEW MENTORS*****

Quick Reference List

(Printer Friendly Version)

2022 NMWT Elected Officers, Directors & Committee Chairs


news@nmwoodturners.org

President	Tom Durgin	505-688-1369	Newsletter Editor	Help Needed	
Vice President	Larry Linford	505-870-1601	Newsletter Designer	Traci Durgin	
Treasurer	Woody Stone	828-808-7876	Photographer(s)	Nancy Matteson	801-694-6866
Secretary	Sally Breeden	505-352-0159	Raffle Coordinator	Dean Cross	575-644-8945
State Fair	Bill Mantelli	505-400-0266			
Membership	Tom McLarty	505-298-3790	Equip/Workshops	Scott Eckstein	505-270-0516
Webmaster	Dave Stein	505-266-0356	Green Wood	Help Needed	
Lead Video	Derek Roff	505-438-1820	Green Wood	Joe "Stretch" Cole	480-216-3580
Email Administrator:	Hy Tran	505-459-8132	Logistics	Bob Rocheleau	505-235-9002
Member-at-Large	Ron Bahm	505-881-8845	Special Workshops	John Ellis	505-463-7750
Past President	Rick Judd	612-280-8300	Apparel Manager	Cindy Edgecomb	505-615-7307

Quick Reference List for Mentors

Free to NMWT members: give a Mentor a call!

Bill Zerby Rio Rancho – NM 528 & Southern	➡	505-263-6632	➡	Basic spindle turning & tool sharpening
Hy Tran Albuquerque – Paseo & Ventura	➡	505-459-8132	➡	Beginner and novice woodturning
John Ellis Placitas	➡	505-463-7750	➡	Basic turning, plates, tools & handles
Larry Linford Albuquerque	➡	505-870-1601	➡	Basket illusion turning and embellishment
Rick Judd East Mountain	➡	615-280-8300	➡	Hollow forms, bowls, lidded boxes, burls, natural edge
Ron Bahm Albuquerque – NE Heights	➡	505-881-8845	➡	Pen turning, beginning segment construction, beginner woodturning
Bob "Rocky" Rocheleau Albuquerque – NE Heights	➡	505-235-9002	➡	Segmenting and bowl turning
Ray Davis Rio Rancho – NW side.	➡	505-221-4622	➡	Open and closed Segment bowls. Stave Bowls, Bowl turning. Pens.

Members are always welcome to contact the people on the mentor list for guidance to better turning ideas and techniques

WE ARE ALWAYS SEEKING NEW MENTORS

Membership Renewal

Membership Dues

Membership dues renewals are due on or before the last day of the month in which the member's current membership term expires. Members who do not renew within thirty (30) days after their membership expiration date will no longer have access to member privileges and will no longer receive the monthly newsletter. Annual dues are as follows:



One year: \$25 for an individual; \$30 for a family
 Two Years: \$45 for an individual; \$55 for a family
 Three Years: \$65 for an individual; \$80 for a family
 Lifetime: \$300 for an individual; \$350 for a family

Additional Fees

1. An individual member who subsequently adds family members will pay the difference between the individual dues and the family dues rate for the remainder of that membership year (i.e., a one-year individual member adding family members would pay an additional \$5.00 dues for the remainder of the membership year).
2. A member requiring a mailed copy of the monthly newsletter will pay an additional \$10 per year to cover cost of mailing.

Renew Online

We are very pleased to announce that you can now pay your membership dues with a credit card on the NMWT website at:

<https://www.nmwoodturners.org/>.

To access online dues payment, simply go to the new "Membership" tab near the top of the homepage and select "Pay Online" from the drop-down menu. This will take you to a secure website managed by Converge, our credit card service provider. There you will find a series of "Buy Buttons" that are clearly labeled with each membership dues option. Simply select the dues option that you want and then hit the "Checkout" button.

You will need to fill in all of the contact information on the payment processing page so that the Treasurer can confirm that our membership records are up to date and also so that he can send your new membership card by regular mail. Also, due to some reporting limitations of the Converge website, you will need to once again select the dues option you want from the drop-down menu labeled "Items Purchased". Fill in your credit card information and hit the "Submit Payment" button to complete the transaction. You should receive an "Order Confirmation" with full details of your purchase by e-mail, and the Treasurer will mail your membership card to you. That's all there is to it!

[Web-Based Credit Card Dues Payment Now Available](#)

Renew by Mail

You can, of course, still mail a check along with current contact and e-mail information to our **Treasurer, Woody Stone, at 2 Blue Corn Ct. Sandia Park, NM 87047.**

The easy way to do that is to go to that same new "Membership" tab on the NMWT homepage and select "Membership Form" from the drop-down menu.

Fill in the form (**PLEASE PRINT CLEARLY**) and mail it to Woody with your check. Should you have any issues or questions regarding the new Credit Card payment system or if you are not sure if your membership expires at the end of 2020, feel free to call Woody at 828-808-7876 or e-mail him at eesphoto492@gmail.com.



Scan our QR code to access our webpage



How to Contribute to High Desert Turning

The NMWT's newsletter editor has submitted High Desert Turning to the AAW's 2020 and 2021 Best Chapter Newsletter Contest. Unfortunately for the NMWT, High Desert Turning has not been selected in the top 3 chapters either year. However, the NMWT chapter website won 1st prize in 2020 for the Best Chapter Website Contest. So, we know it's possible to rank highly among the numerous chapters of the AAW. Much of the website content can be found in High Desert Turning.

So, now you ask, "What is in it for me?" Well, we will get to that. But first, our ask is this:

Submit a short snippet, article or outline of a shop tip or trick you use. You'll be surprised by how many folks will benefit from your personal idea or solution. Take 2, 3, 4 or 5 photos of your process, pieces or how your tip or trick comes together to illustrate how the membership can implement your idea in their shop. If appropriate, share credit where credit is due should you have benefited from a social media post, YouTube video or viewing an in-person demonstration.

Please consider contributing to the NMWT newsletter High Desert Turning! No tip too elementary and no trick too simple will go unpublished. We count on you to make our newsletter awesome. Please send your contribution to news@nmwoodturners.org

Here's what's in it for you:

You are inspiring dozens upon dozens of other turners implement shop solutions that ease their way and improve their flow and turning. You have ideas and solutions that many folks likely envy and would benefit from knowing. There's gratification in uplifting fellow turners.

The club has a large tote of exotic, seasoned and figured timber that was acquired during lockdown and you will be free to select a piece of your choice for every published tip or trick. The tote has wonderful turning stock and you can rifle through it for your choice.

NMWT's Logo Apparel

Caps (Baseball)	\$15
Long Sleeve Denim Shirt	\$30
Short Sleeve Denim Shirt	\$30
Short Sleeve Snap Shirt	\$30
Polo (golf) Shirt w/Pockets	\$30
T-Shirt V-Neck	\$20
Smocks	\$50

Items include embroidered NMWT logo

Names embroidered on shirts are additional \$5.00

Sizes XXL, 3XL, 4XL and up are an additional \$3.00

Contact: info@nmwoodturners.org

Get order forms at the club meetings or use the links below to access the order forms. Once completed, turn your form in to a board member with payment. *Orders are submitted on a quarterly basis.*

Full payment for an order will need to be submitted with each order form before it can be processed! Order placement cut off dates for each quarter will be as follows:



Order Info

NMWT Shirt/Cap Form

NMWT Smock Order Form

Quarter	Months	Order Meeting	Delivery Meeting
1st	Jan-Mar	Feb	Mar
2nd	Apr-Jun	May	Jun
3rd	Jul-Sept	Aug	Sept
4th	Oct-Dec	Nov	Dec

Discount & Rebate Partners

DAKOTA

Dakota Hardwoods -

Albuquerque, NM

3700 Singer Blvd. NE, Suite A, Albuquerque,
NM 87109

Office: 505-644-WOOD (9663)

Monday-Friday: 8:00am - 5:00pm

Saturday-Sunday: Closed

Say you are with the NMWT for a discount.



NMWT members receive Wholesale Prices. Rugby's has hardwoods, Thermofused Melamine, plywood, veneers, and furniture grade pine.

Penn State Industries

your wood turning & dust collection source | 1-800-377-7297

www.pennstateind.com

Register as a member of New Mexico Woodturner at Penn State Industries and automatically get 10% off (in addition to most other promos) your entire order !!! Yes! In effect, you will be doubling dipping on the discounts!!!

Register by sending an email to hy.d.tran@gmail.com with the name, address and email to which your Penn State catalogs are sent. Once you're registered, you'll automatically get 10% off every time you shop online (not applicable to phone or mail orders).



DENDROTECHNOLOGY
TIN SHED MILLWORKS

(505) 980-6161 www.dendrotsm.com

LIVE EDGE SLABS, TURNING BLANKS, CUSTOM MILLING

We offer 10% off our listed prices to members and give a free item from our oddments box or a turning blank to first time member customers.



**8100-M4 Wyoming Blvd. NE, #188
Albuquerque, NM 87113**
