



High Desert Turning

www.nmwoodturners.org

One Year Membership: \$25 individual, \$30 family
Contact Tom Durgin (505)688-1369 or f250tom@msn.com

The President's Turn

BIG NEWS, WE ARE EXPANDING TO YOUTUBE!

There's been a lot of activity behind the scenes recently! We are now live on our own YouTube Channel.

Check it out... when you are on YouTube search for 'NM Woodturners' and there we are! Click on our logo and make sure to select the Subscribe! We are starting to load up videos starting with Tom's Basket Weave (parts 1 through 6).

Love to hear feedback and suggestions!

Don't forget, we always welcome NEW MEMBERS to join New Mexico Woodturners. All that's needed is an interest in woodturning.

Stay well, stay safe, and Happy New Year!

Rick Judd



Elected Officers, Directors & Committee Chairs

President:	Rick Judd	612-280-8300	Newsletter:	Scott Kershaw	406-274-2931
Vice President:	Jake Jacobson	505-417-2361	Photographer:	Woody Stone	828-808-7876
Treasurer:	Tom Durgin	505-688-1369	Raffle Coordinator:	Dean Cross	575-644-8945
Secretary:	Sally Breeden	505-352-0159	Librarian:	Michael Andersen	575-209-0172
State Fair:	Bill Mantelli	505-298-2603	Equip/Workshops:	Scott Eckstein	505-270-0516
Membership:	Tom McLarty	505-298-3790	Green Wood-ABQ:	Bob Rocheleau	505-235-9002
Webmaster:	Dave Stein	505-266-0356	Green Wood Help:	Chuck Dowdy	505-249-9956
Lead Video:	Derek Roff	505-438-1820	Special Workshops	John Ellis	505-463-7750
AWA Liaison:	Shane Yost	505-980-9940	Logistics:	Don Roden	763-234-5780
Member-at-Large:	Ron Bahm	505-881-8845	Past President:	Hy Tran	505-844-5417


NMWT's Next Monthly Meeting


Regular meetings are...
9:30 A.M. to 12:30 P.M.

February's Demo:

Intro to Basket Illusion w/ Tom Durgin & Kathy Knorr


FUTURE PROGRAMS/ACTIVITIES	
Feb 6	BASKET ILLUSION INTRODUCTION
Mar 6	GOBLETS & INLAYS
Apr 3	MULTI-AXIS WOODTURNING
May 1	TBD
June 5	TBD






New Mexico Woodturners
 25 subscribers

[HOME](#)
[VIDEOS](#)
[PLAYLISTS](#)
[CHANNELS](#)
[DISCUSSION](#)
[ABOUT](#)




SUBSCRIBE


Uploads
 [PLAY ALL](#)




Basket Weave Illusion
 Marking the Bottom & Starting the Front
 9:22




Basket Weave Illusion
 The Front: Shaping, Beading and Marking
 12:18



Basket Weave Illusion
 Burning the Lines, Front, Back & the Rim
 15:53



Basket Weave Illusion
 Tools of the Trade
 6:24



Basket Weave Illusion
 Setting Up to Turn
 6:38

Basket Weave Part 4 Marking Back Start Front
 5 views • 1 day ago

Basket Weave Part 5 Shape, Bead and Mark the Front
 5 views • 1 day ago

Basket Weave Part 6 Burning the lines
 6 views • 1 day ago

Basket Weave Part 1 Tools of the Trade
 9 views • 1 day ago

Basket Weave Part 2 Setup and Blank Mounting
 5 views • 1 day ago

Tom Durgin has been showing off his basket illusion pieces for a long time. Additionally, New Mexico Woodturners has recently started a YouTube channel. Tom has produced a series of videos about his work. Let us combine all these efforts and produce February's demonstration. We will learn how Tom does his basket illusions as well as using the NMWT's YouTube channel. Kathy Knorr will be joining to help guide us along with everything we need to know about the YouTube channel. Tom will be narrating and answering questions about his videos. By the end we should all be movie stars and be able to share in growing the club's new channel. You will also be able to go watch what everyone else is doing.

Beads of Courage – NMWT's 2021 Challenge



Beads of Courage is the NMWT's Community Service Project. Beads of Courage, Inc. is a 501 (c) (3) tax exempt organization working in partnership with the American Association of Woodturners (AAW).

Our Beads of Courage Bowls are taken directly to UNMH Children's Cancer Facility here in Albuquerque for local patients. However, bowls can also be sent to a National collection point in Tucson, Arizona.

UNMH Children's Cancer Facility has been treating nearly one hundred seriously ill cancer youngsters each year. For each medical treatment a child receives, he or she gets a bead which they can then keep in their bowl, hence Beads of Courage Bowls. The children do receive a bag to put their beads in but a Beads of Courage Bowl is far more special and reflective of the hard work to beat cancer!



Elias is featured on BeadsOfCourage.org with his prized wood turned box

The Challenge: Each club member to take the time and heart to make at least one Beads of Courage Bowl during 2021.

NMWT currently makes ~8 bowls a year & it would be great if we could increase that number exponentially.

Contact Scott Eckstein (505)270-0516, our NMWT Beads of Courage Chair, for more information, to purchase beads and to deliver your prized box/bowl.

Every "BoC" box submitted to the Instant Gallery will receive a half page photo below, or the Instant Gallery, to highlight challenge participants, their skills and their talents!

[Visit here to review the Beads of Courage Bead Bowl/Box Guidelines!!!](#)



Silent Auction

Your contributions go to benefit the Red Hollenbach Scholarship Fund which is used to reduce the cost for members to attend professional demonstrator's hands-on sessions.

Please, while staying home, find nifty items or pieces of timber that can be auctioned at our next meeting to support the Scholarship Fun.

Ideas include rough turned bowls, gouges gathering dust, seasoned blanks or turning accessories.

At the right, Jerry Kermode coaches an attendee at a hands-on class



Mentors

Members are always welcome to contact the people on the mentor list for guidance to better turning ideas and techniques
Free to NMWT members; give a Mentor a call!



<u>Name</u>	<u>Phone</u>	<u>Description</u>
Bill Zerby Rio Rancho NM 528 & Southern	(505)263-6632	Basic spindle turning & tool sharpening
John Ellis Placitas	(505)463-7750	Basic turning, plates, tools & handles
Rick Judd East Mountain	(615)280-8300	Hollow forms, bowls, lidded boxes, burls, natural edge
Ron Phillips Rio Rancho Rivers Edge II	(505)553-6139	Beginning, basic and intermediate turning. Also, specialty tools, rests & steadies
Ralph Watts	(505)500-5859	Advanced turning, carving, coloring and finishing
Ron Bahm Albuquerque NE Heights	(505)881-8845	Pen turning and segmented work
Hy Tran Albuquerque Paseo/Ventura	(505)844-5417	Beginner and novice woodturning
Don Roden Albuquerque	(763)234-5780	Basics of spindles, bowls and the skew chisel
Mike Heiser Santa Fe	(505)388-4678	Beginning, basic and intermediate turning.
Jake Jacobson Cedar Crest	(505)417-2361	Spindles, kits(pens) hollow- forms, bowls, burls, natural edge and inlay
Larry Linford Albuquerque	(505)870-1601	Basket illusion turning and embellishment
Scott Kershaw Rio Rancho Cabezon	(406)274-2931	Beginning, basic and intermediate turning like spindles, bowls & spheres

January's Demo: Hand Thread Chasing with Kirk DeHeer



We kicked off the new year with Kirk DeHeer, professional woodturning instructor at Craft Supplies USA, teaching us the art of hand chasing threads on an acorn-style lidded box. We will not even pretend to share a fraction of the tips, tricks and subtleties of thread chasing by hand in this monthly newsletter. What will be included are a few images to strike your memory of Kirk's stellar demonstration. Editor's caveat: if you want to really understand the talent that is hand chasing threads take a class with Kirk. If that seems too far away for reason, contact a mentor in the club that is able to share the skill. The process is challenging but extremely rewarding and real-time feedback is exceedingly helpful.

Pictured at right are a freshly shaped pair of chasers treated by Kirk after a CSUSA signature turning class. Recall that he creates a dovetail shape on the left hand side of the mail chaser. This is to allow "escape" from the threads where the relief cut is made near the shoulder. Kirk has also created a rounded head on the female chaser and rounded over that edge to avoid catches inside the piece being turned. Note that both the chasers are treated as negative rake scrapers and contain a relief above the teeth. [These chasers can be purchased here.](#)



January's Demo: Hand Thread Chasing Cont'd




Above and left, Kirk is cutting the male threads in a practice piece of hard maple. Save the seven sacred woods for refined skills. Your wallet, and perhaps your significant other, will thank you. Top and right, Kirk is describing the dovetail profile of the mail chaser and its purpose as the tooling nears the rear of the male threads. Recall that the non-cutting edges of the chaser, wherever it may touch wood, are relieved to avoid catching. Don't forget to do this after a very quick and light touch at the grinder. Below and left are completed male threads in the practice piece. Notice the anatomy of the threads, shoulder and relief. Every little detail is key to success. Bottom and right, Kirk is beginning the threads on the acorn portion of the African blackwood box. Pay attention to the starting approach when beginning the threads. Also, large muscle groups are the only moving parts in this task. That ensures fluid cutting and you avoid frustration and nonfunctioning threads.



Above, Kirk is demonstrating the approach for the female threads in the acorn's cupule. When starting the female threads, it's crucial to NOT lead with the first tooth. Leading with the first tooth cuts beads and beads aren't threads! Notice the tool rest position so Kirk can use his arm rest tucked under the arm and controlling it with his left hand.

January's Demo: Hand Thread Chasing Cont'd



The nice thing about hand chasing threads is that you're constructing your own work holding method as you turn. Once the male and female threads are turned to needed spec, they can be mated and final shaping can be accomplished, for the most part. So, what do we do about finishing the acorn when we can't reverse chuck the cupule? Well, we take a practice piece of stock and create holding threads to accept the male threads. You'll recall that Kirk doesn't use his arm rest here, above and right. He briefly discussed that these female threads are purely for holding and "one thread" is all that's needed to get a good bite. The shoulders will then mate and the strength is at this location – much like a tenon in your chuck jaws. Below and left, Kirk describes the taper of the work holding threads. This taper is to get a good flowing thread and what is important here is getting the open the proper size to grab the male acorn piece. The female work holding threads are then made more parallel to accept the box for finishing. Below and right is Kirk's demo piece complete with cupule with female threads and the acorn with male threads and a fine finial. A huge thank you to Kirk DeHeer for a most excellent demonstration. Don't forget to reach out to a club mentor to get started with in-person thread chasing by hand.



January's Demo: Hand Thread Chasing Cont'd

Below is Kirk's document for modifying the Mayes & Warwick thread chasing tools:

Sharpening Thread chasers by Kirk DeHeer



This is a New set of chasers.



This is a set that has been modified, Sharpened and used.



Photo #3

Photo #3 shows the Dovetail that I grind into the tool. The lead tooth on the tool MUST be a full tooth. Often the tools come with a half or partial tooth that needs to be removed. I add the Dovetail to the tool to allow the handle of the tool to lead the chaser in once the threads are started. This allows me to use a smaller runout on the piece.



Photo #4



Photo #5

Photo #4 Shows how the extra steel on the back of the tool has been removed and the shape of the tool.

Photo # 5 Shows how the back of the tool has been softened so it does not catch the inside of the box. This softening applies to all side that do not cut. I.E. bottom of tool and the dovetail on the male chaser.



Photo #11

Photo # 11 shows how the bottom teeth have been LIGHTLY SOFTEND so that they don't bet caught on the tops of the threads THIS IS ONLY DONE TO THE FEMALE CHASER ONECE.

Green Wood Available

The Green Wood Committee is always grabbing green wood in the community and keeping it out of the landfill. There are endless projects that can be done with green wood.

For more info on green wood tips and techniques,

[click here for this AAW Green Wood booklet.](#)

To get some green wood, contact Bob Rocheleau @ (505)235-9002 for pick up.

Here's what's up for grabs this month:

- HONEY LOCUST (*Gleditsia triacanthos*)
- MIMOSA (*Albizia julibrissin*)
- CYPRESS (*Taxodium distichum*)

****Face mask is required****



Example of natural edge Honey Locust bowl

Women In Turning



Women in Turning

Regional Representative Kathy Knorr (pictured) is a member of WIT, AAW, The Enchanted Woodturners in Santa Fe and the New Mexico Woodturners in Albuquerque. Contact Kathy at

kathyknorrsg@gmail.com



Opportunities for Women in Turning

Classes, Workshops, Exhibits, Demonstrations, and Grants

AAW: Resources for Remote Demonstrations: <https://www.woodturner.org/Woodturner/Chapters/Chapter-Officers-Toolkit/Chapter-Remote-Demonstrations.aspx>

Classes:

May 24–28, 2021. **Andi Wolfe: Beyond the Form – Exploring Texture, Carving, and Color in Woodturning.** <https://www.marcadams.com>

Demonstrations and Presentations:

January 3, 2021. **Meet the Turner – Andi Wolfe: Pat Carroll online series**

January 9, 2021. **WIT Presents – Dixie Biggs**

January 23, 2021. **AAW Master Series – Betty Scarpino**

AAW Grants available for WIT

Under-represented Populations Outreach Grants: These grants may be requested for events such as activities or workshops to promote women in turning. All AAW Grant applications are reviewed annually. However, since these events may be time-sensitive, such grant applications will be considered periodically during the year. More details are available on the website. Grant recipients are expected to disperse information about AAW, and promote its activities. Grants cannot be used for food or personal expenses, or to pay a stipend to the grant applicant.

WIT AAW Membership Grants: To encourage women to join AAW, the WIT Committee offers a limited number of WIT-sponsored half-price one-year "General" AAW memberships to women. WIT is also offering at no cost a one-year "General" AAW membership to women who join AAW for the first time AND join their local chapter for the first time.

Eligibility

To be eligible, a grant recipient must be a woman who has never previously been a member of AAW.

Process

Only the chapter AAW WIT Liaison, chapter president, or chapter vice-president may request the grant. If you have questions, please email wit@woodturner.org.

Call for Exhibits: AAW maintains a list of calls for exhibits and other opportunities. Info at: <https://www.woodturner.org/Woodturner/Events/Calls-for-Entries/Woodturner/Events/Calls-for-Entries.aspx?hkey=ec198405-f7a4-4e3b-8627-bec99a5ad10e>

Save the date!!! July 15–18, 2021 **AAW Symposium, Omaha, Nebraska.**

Call for Entries

Elements: 2021 POP Exhibition and Auction: Application Period Dec 1, 2020, to Jan 15, 2021. <https://www.woodturner.org/Woodturner/2021Omaha/Exhibitions/Elements--2021-POP-Exhibition-and-Auction.aspx>

Finding the Center: AAW's 2021 Themed Member Exhibition, Application Period Jan 1–Mar 15, 2021. <https://www.woodturner.org/Woodturner/2021Omaha/Exhibitions/Finding-the-Center--2021-AAW-Member-Exhibition.aspx>

*"I didn't want to be a woman artist. I just wanted to be an artist."
– Isabel Bishop*

You want me to move my what!?!?

Cool Casters for Hefty Shop Machines

Submitted by Larry Linford

We all have occasion to move our equipment around our shops, whether it's for cleaning up, or moving a machine out of its resting spot and into its working location. But most shop machines don't come with wheels, and most aftermarket rollers are trip hazards. Until now.

I recently discovered [Spacecare Removable Casters on Amazon](#) and mounted a set of four of them on the end pillars of my 400lb lathe. The great thing about these casters is, once installed, it literally takes about 30 seconds to pull all four of them off – or to re-attach them. So, when they're not needed, they sit in a draw and I'm not tripping over them as I work.

The key to these casters is a steel quick-release plate that bolts onto the machine near the base (Photo 1). This requires drilling two holes for each one and bolting the plate to the machine. The top and bottom edges of this plate are rolled, forming a pair of parallel horizontal channels. Then each caster's mounting plate slides effortlessly into these channels and is secured with a drop-in steel pin. The caster is under no pressure and "limp" when mounted (Photo 2), until you step on the steel pedal above the wheel, which drops it to the floor and raises the machine off the floor (Photo 3). Do this with all four casters and you're off to the races!

The capacity of the casters is 600 lbs. each, and they cost less than \$40 for a set of four. I mounted mine back in September 2020, and they work great. You can also buy extra quick-release plates to mount on multiple machines (band saws, table saws, drill presses, and even work benches) and use just one set of wheels for all of them.

One caution: Ignore that part of the bare-bones instructions where they tell you how high off the floor to mount the quick release plates. I mounted mine with the bottom edge 1.5" off the floor, and I get a quarter inch of lift when the casters are engaged. This is enough for me but might not be for you. The closer you mount the plates to the floor, the higher your machine will rise when you step on the pedals.

If you have any questions, contact Larry Linford at 505-870-1601 or ldlinford@yahoo.com
(And no! They're not paying me for this testimonial.)



****Membership Renewal – Now Online!****

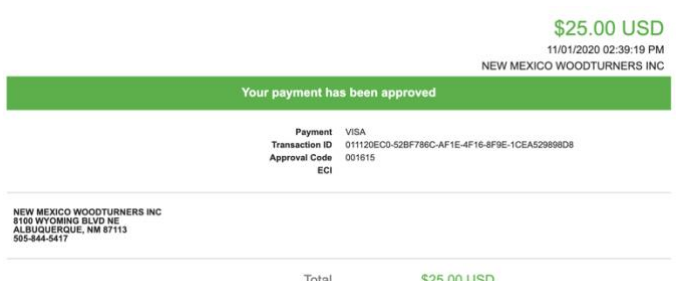
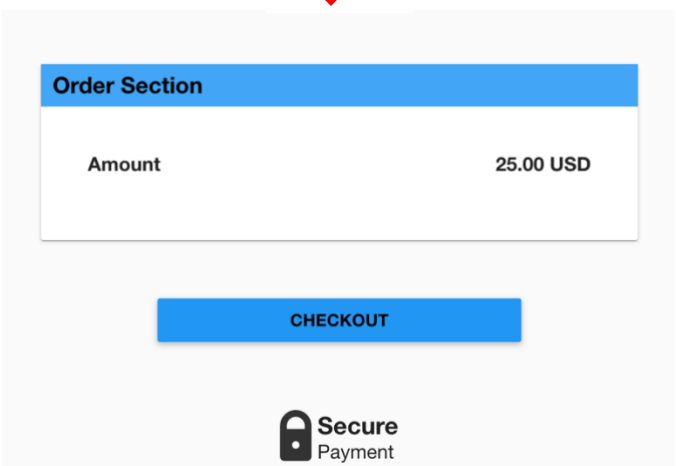
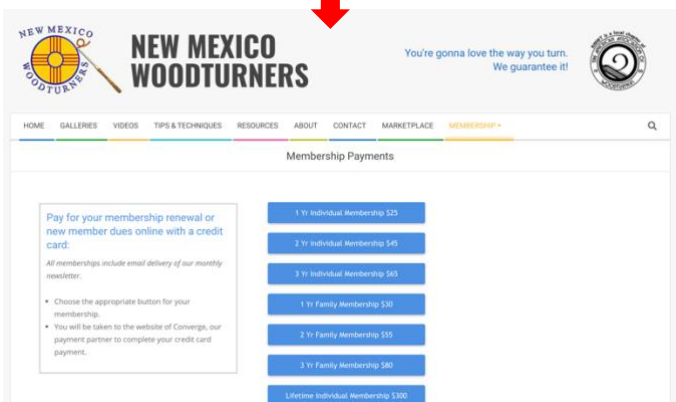
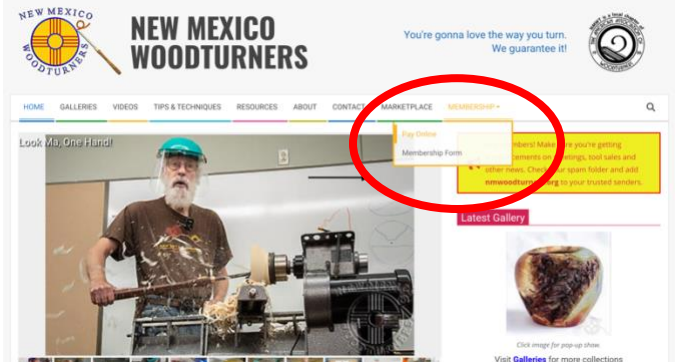
Web-Based Credit Card Dues Payment Now Available

Most of our NMWT memberships are currently set up on a calendar year basis with expirations at the end of December. So now is the time to start renewing memberships for 2021 and beyond for those who need to (your current membership expiration date should be listed on your membership card).

We are very pleased to announce that you can now pay your membership dues with a credit card on the NMWT website at <https://www.nmwoodturners.org/>. To access online dues payment, simply go to the new “Membership” tab near the top of the homepage and select “Pay Online” from the drop-down menu. This will take you to a secure website managed by Converge, our credit card service provider. There you will find a series of “Buy Buttons” that are clearly labeled with each membership dues option (i.e. 1 Yr Individual Membership \$25, 2 Yr Family Membership \$55, etc.) Simply select the dues option that you want and then hit the “Checkout” button. You will need to fill in all of the contact information on the payment processing page so that the Treasurer can confirm that our membership records are up to date and also so that he can send your new membership card by regular mail. Also, due to some reporting limitations of the Converge website, you will need to once again select the dues option you want from the drop-down menu labeled “Items Purchased”. Fill in your credit card information and hit the “Submit Payment” button to complete the transaction. You should receive an “Order Confirmation” with full details of your purchase by e-mail, and the Treasurer with mail your membership card to you. That’s all there is to it!

You can, of course, still mail a check along with current contact and e-mail information to our Treasurer, Tom Durgin at 39 Magic Valley Rd., Sandia Park, NM 87047. The easy way to do that is to go to that same new “Membership” tab on the NMWT homepage and select “Membership Form” from the drop-down menu. Fill in the form (PLEASE PRINT CLEARLY) and mail it to Tom with your check. Should you have any issues or questions regarding the new Credit Card payment system or if you are not sure if your membership expires at the end of 2020, feel free to call Tom at 505-688-1369 or e-mail him at f250tom@msn.com.

We hope that the new dues payment option encourages members to renew soon as the club has operated in the red for most of this year due to COVID and the resulting loss of normal revenue streams such as raffles, silent auctions, etc. It is also easier on the Treasurer if the membership renewals are spread out a bit rather than everyone waiting until the last minute to renew.



January “Instant” Photo Gallery

Turnings shared via news@nmwoodturners.org & virtual meeting in January



Scott Eckstein has thrown his hat into the 2021 NMWT Club Challenge to turn a Beads of Courage lidded vessel.

Here, Scott has turned his lidded vessel from Norfolk Island Pine and enhanced the natural void with inlay and stitches. In standard Eckstein fashion, Scott has added a turquoise inlay in the lid.

What you can't see, but the amazing recipient can, is that Scott turned the vessel thin enough that when lighted from the inside, the knots glow orange.

Now's your turn to join in the BoC challenge. Hit up Scott for any questions!



Coolibah Burl Bowl by Woody Stone



Ambrosia maple platter by Hy Tran

Instant Photo Gallery Cont'd



Juniper crotch bowl by Daniel Cross



Peach bowl by Hy Tran



Figure maple lidded box with bocote inlay by Scott Kershaw



Silver maple basket illusion lidded box by Scott Eckstein



Pear crotch bowl by Scott Kershaw



Four natural edge Mimosa bowls by Hy Tran

Instant Photo Gallery Cont'd



Maple and mahogany lidded vessel by William Schattschneider



Box Elder beaded Calabash bowl by Scott Kershaw



Natural edge Mimosa crotch platter by Hy Tran



Set of 4 natural edge Apricot bowls by Taz Bramlette

Instant Photo Gallery Cont'd



Olive burl fountain pen by Hy Tran



Juniper Beads of Courage vessel by Daniel Cross



Beaded rim Box Elder Calabash bowl by Scott Kershaw



Natural edge mystery wood bowl with stitches by Taz Bramlette



Natural edge Juniper burl bowl by Scott Eckstein




Box Elder Calabash bowl by Scott Kershaw

NMWT on Social Media



Did you know that the New Mexico Woodturners are on Facebook and YouTube?



Tom Durgin, a NMWT member, is an active participant on the NMWT Facebook group and he often stuns us with these basket illusion pieces and mixed timber finial boxes. Above is a posting of Tom's that's breathtaking!

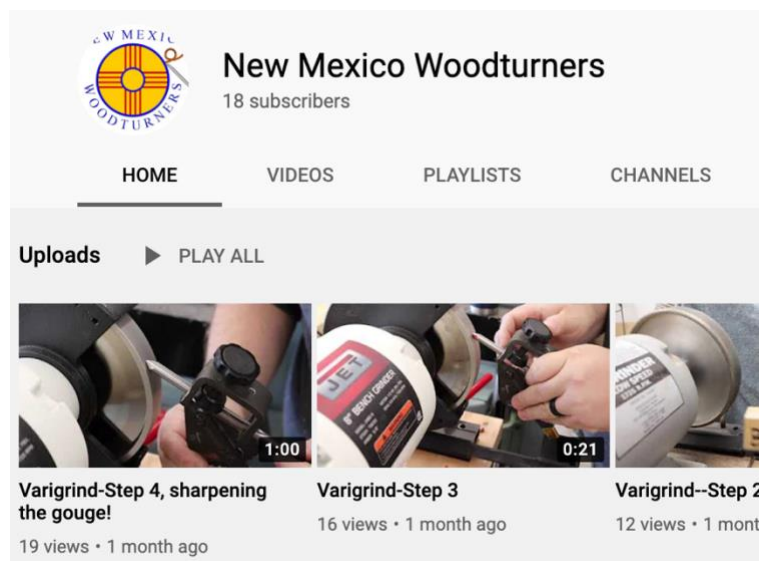
Additionally, the NMWTs are branching out into the world of YouTube. Our first few videos are snippets from a mid-month virtual social gathering where sharpening was shared.

Please join the Facebook group, subscribe to the YouTube channel and watch us grow turning!

Various members of the NMWTs moderate the social media accounts and promote the craft and our club actively on these outlets.

Facebook is just one way to share your work. However, it's also a great platform to ask questions, request constructive criticism and rub shoulders with other turners.

A number of the Facebook group members are not NMWT members and that's okay! However, by our NMWT membership being active on social media we can also share the benefits of club membership, promote club activities and foster relationships with turners around the globe.



NMWT's Marketplace

Anchorseal (green wood sealer) - \$20/gal:

For sale to NMWT club members are one-gallon jugs of Anchorseal. These are available for pick up at Albuquerque Exotic Woods (AEW). Make check payable to NMWT and mail to club address OR drop check off at AEW.
Please present your NMWT membership card upon pick up.



NOVA DVR 2024 LATHE **PRICE REDUCTION!**

It has a foldaway 20" bed extension and a body mounted outboard tool rest for pieces more than 20" in diameter. It requires 220 volt power and turns from 100 to 5000 rpm. The lathe is priced at \$1200. Please contact Marcy Smith at 505-264-0503 (land line) or 505-264-2019 (cell), or email her at smitma@live.com



Your advertisement here:

Members of NMWT may, at no cost, post "for sale," "for trade," "wanted" or "free" ads in the NMWT newsletter and on the NMWT website marketplace.

To request an ad, please send item photo(s) and contact info to sale@nmwoodturners.org

The ad will run for a 30-day period unless an extension is requested.

Rikon 60-105 Dust Collector with Wall Mount - \$150

1HP, 115/230 volt (wired 115). Bag filtration 2 microns. Wall mount hardware included. Like new, little used. Original price \$249. Asking \$150. Contact Bob Johnston, cairobert@gmail.com or text/phone: 814-860-1316.



Universal mini/midi lathe stand - \$125

Rikon model 70-920. It can easily adjust from 23-1/4" to 37-1/4" long and from 24-1/2" to 34-1/2" working height. Original price \$179. Asking \$125. Contact Bob Johnston, cairobert@gmail.com or text/phone: 814-860-1316.



NMWT's Marketplace

Oneida 3 HP Gorilla Pro Dust Collection System - \$1800

Same system as pictured but white. Never used or installed. System is 230V, 19.5 amps. New system runs ~\$3500. Asking 1800. Contact Bill Schattschneider at 505-901-0487 or email wbs995@yahoo.com.



NMWT Stickers - \$2 each/2 for \$3

For sale to NMWT club members is this NMWT stickers. Both are waterproof. This is a 3" circle containing a larger club logo. Make check payable to NMWT and mail to club address then email Scott Kershaw at news@nmwoodturners.org with the style, number and your mailing address. Also available for pickup.



RIDGID 18V Brushless Tool Set - \$400

Set of RIDGID 18V Gen5X Brushless power hand tools in excellent condition. Tools are drill driver, impact driver, JobMax multitool, 4-1/2" angle grinder and 7-1/4" circular saw as well as USB power source. Includes six (6) 4Ah batteries, two (2) 2Ah batteries – one for every tool and two to spare. Please contact Scott Kershaw at 406-274-2931 or kershaw.scott@gmail.com.



Your advertisement here:

Members of NMWT may, at no cost, post "for sale," "for trade," "wanted" or "free" ads in the NMWT newsletter and on the NMWT website marketplace.

To request an ad, please send item photo(s) and contact info to sale@nmwoodturners.org

The ad will run for a 30-day period unless an extension is requested.



NMWT's Logo Apparel – see next page for revised order form

Prices for NMWT Cap, Shirts & Smock

Caps (Baseball)	\$15.00
Long Sleeve Denim Shirt	\$30.00
Short Sleeve Denim Shirt	\$30.00
Short Sleeve Snap Shirt	\$30.00
Polo (golf) Shirt w/ pocket	\$30.00
T-Shirt V-Neck	\$20.00
Smocks	\$50.00

- Items include embroidered NMWT logo
- Names embroidered on shirts are additional \$5.00
- Sizes XXL, 3XL, 4XL and up are an additional \$3.00
- Contact: Ivan Blomgren at (505)615-5096



Get order forms at club meetings from Ivan Blomgren or download from the website and turn in the completed order form(s) to Ivan with payment. *Orders are submitted on a quarterly basis and can be placed with Ivan up through the middle meeting of each quarter.*

Full payment for an order will need to be submitted with each order form before it can be processed! Order placement cut off dates for each quarter will be as follows:

ORDERS DUE TO IVAN in THIS MONTH!!!

Quarter	Months	Order Meeting	Delivery Meeting
1st	Jan - Mar	February	March
2nd	Apr - Jun	May	June
3rd	Jul - Sept	August	September
4th	Oct - Dec	November	December

Newsletter Details

If you have any tips, news, marketplace items or a newsletter entry, please send it to news@nmwoodturners.org, with photos as attachments, for publication in a future newsletter.

Also, you may communicate via the New Mexico Woodturners Facebook page

****Must be received by the last Saturday of the month to make the most current newsletter****

Member Estate/Shop/Tool Sales Notice

About 5 or 6 of us have organized tool sales for shop tool reductions or helping spouses sell the tools that a deceased member had acquired. *We have done this for about a dozen situations and have noticed a definite decrease in interest and purchases.* We price items at 50% of retail if tool is in good shape and less if tool shows a lot of use. **This notice is to inform, ESPECIALLY NEW WOODTURNERS, that you are missing out on some real bargains on power tools, hand tools and wood.** Most wood workers value their tools and take good care of them and, as such, are of good value to pass on to the buyer. These sales are also often a great source of high quality turning blanks. *We give sellers a free service AND give them real hope that our members will clean their space of tools.* These sales are especially a real good opportunity for NEW WOODTURNERS to fill out their shop and we HIGHLY encourage all members to pay close attention to these sales. Undoubtedly more will happen.

Sincerely yours,
"The estate sales team"

NMWT Library

DVD Rental: A good selection of educational DVDs are available for check out during club meetings.

Please use and return DVD's in one month if possible and donate \$1.00 for each DVD checked out to help with expenses. If you encounter any problems with DVD's, please notify Michael of those problems.

NMWT SHIRT/CAP ORDER FORM

NAME _____ DATE _____

ADDRESS _____

TELEPHONE _____

Caps with Logo BX005: Color: (Dark Green, Red, Navy, Stone)
 (Embroidery on Navy caps will be silver in place of black)

No. of caps @\$15 each _____ \$ _____

Long Sleeve Denim Shirt with Logo: Color: (Dark Denim, Light Denim, Washed Black)

Men M550 - Sizes: (S, M, L, XL), (2XL - 4XL add \$3)

M550T (Tall add \$6 each [in Men's size only])

Ladies M550W – Sizes: (S, M, L, XL), (2XL - 4XL add \$3)

No. of shirts @\$30 each _____ \$ _____

Short Sleeve Denim Shirt with Logo: Color: (Dark Denim, Light Denim, Washed Black)

Men M550S - Size: (S, M, L, XL), (2XL - 4XL add \$3)

No. of shirts @\$30 each _____ \$ _____

Short Sleeve Key West Performance Staff Shirt with Logo (Two Pockets):

Color: (White, Cloud Blue, Green Mist, Khaki, Navy)

Men M580 – Size: (S, M, L, XL), (2XL - 4XL add \$3)

Ladies M580W – Size: (S, M, L, XL), (2XL - 4XL add \$3)

No. of shirts @\$40 each _____ \$ _____

Polo Shirts w/ Pocket with Logo: Color: (White, Black, Forest, Campus Gold, Light Blue, Burgundy, Classic Navy, Classic Red, Electric Blue, Platinum)

Men 88181P - Size: (S, M, L, XL), (2XL - 4XL add \$3)

Ladies 78181P – Size: (S, M, L, XL), (2XL - 4XL add \$3)

No. of shirts @\$30 each _____ \$ _____

T-Shirts V-Neck with Logo: Color: (White, Black, Turquoise, Ocean Blue, Maroon, Navy, Red, True Royal, Silver)

Men 3005 - Size: (S, M, L, XL), (2XL - 4XL add \$3)

Ladies B6005 – Size: (S, M, L, XL), (2XL - 4XL add \$3)

No. of shirts @ \$20 _____ \$ _____

Name on garment is \$5 (no names on caps) X _____

Name _____ \$ _____

Extra Logo (AWA) \$5 X _____ \$ _____

Total \$ _____

Rev.: 11/07/2020

Visit NMWoodturners.org to view the woodturning smock order form

Discount & Rebate Partners



www.albuquerqueexoticwoods.com
(505) 299-6945

NMWT members can get a 10% discount upon presenting a current membership card. Military and first responders also get a 10% discount.



(505) 924-2270

NMWT members receive Wholesale Prices. Rugby's has hardwoods, Thermofused Melamine, plywood, veneers, and furniture grade pine.



www.buildwithbmc.com
(505) 823-2200

NMWT members receive Wholesale Prices



CRAFT SUPPLIES USA
THE WOODTURNERS CATALOG

www.woodturnerscatalog.com

CSUSA offers a discount to members on large orders and has a club support program. Visit the web site or phone Kathy Lawrence at 1-800-551-8876

Penn State Industries

www.pennstateind.com

Register as a member of New Mexico Woodturner at Penn State Industries and automatically get 10% off (in addition to most other promos) your entire order !!! Yes! In effect, you will be doubling dipping on the discounts!!!

Register by sending an email to hy.d.tran@gmail.com with the name, address and email to which your Penn State catalogs are sent. Once you're registered, you'll automatically get 10% off every time you shop online (not applicable to phone or mail orders).



DENDROTECHNOLOGY
TIN SHED MILLWORKS

LIVE EDGE SLABS, TURNING BLANKS,
CUSTOM MILLING

(505) 980-6161 www.dendrosm.com

We offer 10% off our listed prices to members and give a free item from our oddments box or a turning blank to first time member customers.



**8100-M4 Wyoming Blvd. NE, #188
Albuquerque, NM 87113**
