



High Desert Turning

www.nmwoodturners.org

One Year Membership: \$25 individual, \$30 family
Contact Mark Smith, 505-270-6316 or msmithabq@msn.com

The President's Turn



Middle of the year, wow...

Here we are, the middle of 2020, and it's been a year the likes of which we haven't seen before.

As I ponder where we were at the beginning of the year, totally unaware of what was to come, I'm proud of what the NMWT board and committees have been able to accomplish. We moved rapidly into the world of virtual with our first, and quite successful demo with Cindy Drozda, with over half of our club members attending. We hosted a well-attended social gathering. And your board has switched over without pause, meeting and managing club business. Kudos to everyone that's been involved, with a special call out to Kathy Knorr and Derek Roff on the technical and enablement side, and Jake Jacobson for spinning up the virtual committee so quickly.

And what's the rest of the year looking like for NMWT as we peek out of our caves?

Well, we have another virtual professional demonstrator, **Rudy Lopez, turning a 2x6 into a winged plate on June 6th**... see the Programs on the website for more on this, and watch your email the week prior for the Zoom details to join!

Looking to the rest of the year; we continue to review our demonstrator programs with Michael Alguire slated for July; we are working on a new raffle approach with some big items in the next month or so, maybe even a shiny new lathe; and some cool updates to further enable our social activities.

Virtual is here to stay, but as soon as folks become comfortable gathering again (but not sooner) we'll restart our in-person events.

Stay well, stay safe, and we hope to see you (virtually) at Rudy's demo!

Rick Judd

Elected Officers, Directors & Committee Chairs

President:	Rick Judd	612-280-8300	Newsletter:	Scott Kershaw	406-274-2931
Vice President:	Jake Jacobson	505-417-2361	Photographer:	Woody Stone	828-808-7876
Treasurer:	Mark Smith	505-270-6316	Raffle Coordinator:	Dean Cross	575-644-8945
Secretary:	Sally Breeden	505-352-0159	Librarian:	Michael Anderson	575-209-0172
State Fair:	Bill Mantelli	505-298-2603	Equip/Workshops:	Scott Eckstein	505-270-0516
Membership:	Tom McLarty	505-298-3790	Green Wood-ABQ:	Bob Rocheleau	505-299-9057
Webmaster:	Dave Stein	505-266-0356	Green Wood Help:	Chuck Dowdy	505-249-9956
Lead Video:	Derek Roff	505-438-1820	Special Workshops	John Ellis	505-463-7750
AWA Liaison:	Shane Yost	505-980-9940	Logistics:	Don Roden	763-234-5780
Member-at-Large:	Ron Bahm	5050-881-8845	Past President:	Hy Tran	505-844-5417

NMWT's Next Monthly Meeting

Regular meetings are...

9:30 A.M. to 12:30 P.M.

North Domingo Baca Multigenerational Center,
7521 Carmel NE, Albuquerque, NM 87113

June *Interactive Remote Demo:*

Rudy Lopez - Square Winged Plate

FUTURE PROGRAMS/ACTIVITIES

June 6	RUDY LOPEZ IRD – SQUARE WINGED PLATE FROM 2X6
July 4	HAPPY INDEPENDENCE DAY!
July 4	MICHAEL ALGUIRE IRD – TBD
Aug 1	TO BE DETERMINED



Rudolph Lopez is from Tampa, Florida and began his relationship with wood over 40 years ago as a craftsman of fine furniture and cabinetry. With an education in drafting and design and many years working as a professional photographer, the transition into woodturning has been a seamless flow into another creative endeavor. See Rudy's work at www.rudolphlopez.com



Emphasizing the two most important fundamentals of turning, sharp tools and good tool control Rudy will cover the basics of bevel supported verses non-bevel supported cuts. This is great practice with cheap material and will help you improve your technique on interrupted cuts, which will help you achieve a clean smooth finish from the tool that will greatly reduce sanding. In case you don't quite get that perfect bowl gouge cut Rudy will explain sharpening and using negative rake scrapers to clean up the surface. He will show the quick simple method he uses to jamb-chuck the plate to finish the bottom. He will also discuss design and layout considerations regarding grain pattern orientation in the 2x6 when picking the board and turning the bowl. Some helpful hints will be demonstrated to help make turning thin interrupted cuts easier.



Beads of Courage



Turn a Bead of Courage box!!!

The size of the box, as a minimum, must be 6 inches wide by 5 inches deep. These boxes do not have to be round, they can also square. Of course, you can make them larger to allow the kiddos to put all their beads in a safe place.

Go to www.beadsofcourage.org to see to whom you will be making these boxes. Also, check out this story [“Beads of Courage” on CBS](#).

Don't forget to bring your boxes to the meetings and put them into the instant gallery. Scott Eckstein is our official representative for the local hospitals, give him your box(es) for delivery to the hospitals.

Lidded box turned by Larry Linford

Mentors

Members are always welcome to contact the people on the mentor list for guidance to better turning ideas and techniques
Free to NMWT members; give a Mentor a call!




Name	Phone	Description
Bill Zerby Rio Rancho NM 528 & Southern	(505)263-6632	Basic spindle turning & tool sharpening
John Ellis Placitas	(505)463-7750	Basic turning, plates, tools & handles
Rick Judd East Mountain	(615)280-8300	Hollow forms, bowls, lidded boxes, burls, natural edge
Ron Phillips Rio Rancho Rivers Edge II	(505)553-6139	Beginning, basic and intermediate turning. Also, specialty tools, rests & steadies
Ralph Watts	(505)500-5859	Advanced turning, carving, coloring and finishing
Ron Bahm Albuquerque NE Heights	(505)881-8845	Pen turning and segmented work
Hy Tran Albuquerque Paseo/Ventura	(505)844-5417	Beginner and novice woodturning
Don Roden Albuquerque	(763)234-5780	Basics of spindles, bowls and the skew chisel
Mike Heiser Santa Fe	(505)388-4678	Beginning, basic and intermediate turning.
Jake Jacobson Cedar Crest	(505)417-2361	Spindles, kits(pens) hollow- forms, bowls, burls, natural edge and inlay
Larry Linford Albuquerque	(505)870-1601	Basket illusion turning and embellishment
Don Best Albuquerque	(505)293-6214	Segmented bowl turning
Scott Kershaw Rio Rancho Cabezon	(406)274-2931	Beginning, basic and intermediate turning including spindles, bowls, pens & spheres

May Demo: Cindy Drozda's Fabulous Finial Box

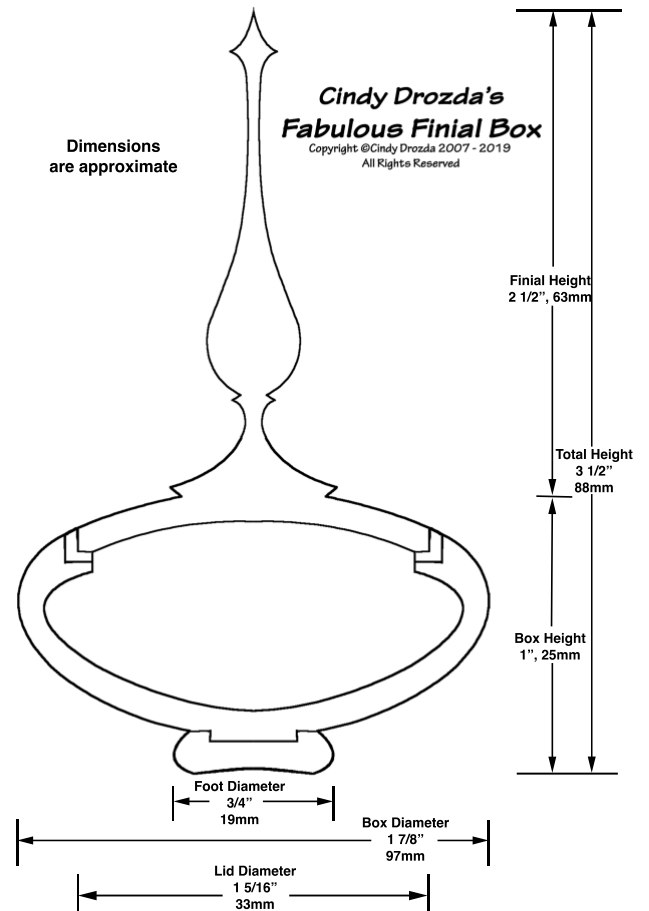
The New Mexico Woodturners had their first Interactive Remote Demonstration (IRD) in May from Cindy Drozda, an accomplished turner and one of the premiere pioneers of the virtual demonstration movement. Cindy demonstrated her Fabulous Finial Box from the comfort of her Colorado shop to the confines of each of our homes.

In this demonstration, Cindy showed how to turn her signature style box with a fine finial, in-fitting lid, inlaid decorative ring and foot from a contrasting, dense burl wood. Her presentation included principles of box making, finial turning, design, material selection, jam chucking and tool techniques. Below are screen shots from our IRD of various steps. They say a picture is worth a thousand words.



[Cindy Drozda Live Remote Woodturning](#)

May Demo: Cindy Drozda's Fabulous Finial Box Cont'd



Upcoming Virtual Woodturning Symposia



This week on Instagram, both the **American Association of Woodturners** and the woodturning curator account **Woodturners Worldwide** announced online symposium events. Click on the photos at right and left to visit the websites for more information.



Silent Auction

Your contributions go to benefit the Red Hollenbach Scholarship Fund which is used to reduce the cost for members to attend professional demonstrator's hands-on sessions.

Please, while staying home, find nifty items or pieces of timber that can be auctioned at our May meeting to support the Scholarship Fun.

Ideas include rough turned bowls, gouges gathering dust, seasoned blanks or turning accessories.

At the right, Jerry Kermode coaches an attendee at a hands-on class



It's Your Turn!

Due to COVID-19, and the corresponding mandates, visiting the planned Mentor's shop is postponed. "It's Your Turn" will resume when we have been instructed by state leaders that the "Stay at Home" order has been lifted and our member's safety is no longer in jeopardy.



Women In Turning

WIT members were looking forward to the AAW annual symposium for a variety of reasons, one being the chance to get together in person! However, we still can connect! WIT Facebook Page is a private group and offers everyone who joins some tips, videos, techniques, recovery ideas and support. Once you are logged into Facebook, request to join the Women in Turning Group. There are other great woodturner groups on Facebook and it provide lots of info! No dues and you do not need to be an AAW member to join.

Additionally, there are regional members who organize turning gatherings in their area. As a regional representative Albuquerque has done 2 of these events, all with local participants. We hope you will join us when we can sponsor another few days of WIT. Here is a fun example from the Women in Turning Group: Turning Chocolate!! For real!! ---> Chocolate!



AAW Grant Received: Delancey Street Foundation New Mexico (DSF or The Ranch)

With the club support and the extra, special help of Hy Tran, John Ellis and Sally Ault (of the San Diego Woodturners) we were successful in receiving a \$1500 grant from the AAW to support the woodturning and training effort at the Delancey Street Foundation. The grant was offered in February 2020, and unfortunately has stalled due to COVID.



The purpose is to add new wood turning skills, safety guidelines and educate DSF how to make and sell turned items in a retail environment and support DSF educational programs and residents of this 2+ year recovery and skills program in Española, New Mexico. [Delancey Street Foundation New Mexico](https://www.delanceystreet.org/)

Since 2018 we have been making pens and other items that are sold at craft fairs and retail establishments. Over 100 pens have been made. Thanks to all the NMWT members who have donated kits and blanks! This past year we added Holiday ornaments to sell at their 6 New Mexico Christmas Tree Lots. You can see this work at [Kathy Knorr's Flickr site](#). For the residents' privacy please do not share the photos.

For those who have volunteered to help, once we are free to return, a Google Group has been formed to keep it easy for you to enjoy the turning and wood shop at The Ranch! Send an email to kathyknorr@gmail.com if you wish to join the mailing list – you will be sent an invitation to join so you can learn more about the turning program and volunteer!

May “Instant” Photo Gallery

Turnings shared via news@woodturner.org in April



Natural Edge “Banana” Bowl by Bill Baca



Flame Box Elder Bowl by David Waldrep



Segmented Navajo Wedding Bowl by Daniel Cross (above and below)



Natural Edge Box Elder Burl Bowl by David Waldrep



Bowl with turquoise inlay by Larry Linford

Instant Photo Gallery Cont'd



Flame and spalted box elder bowl by David Waldrep



Lidded boxes by Greg Fryeweaver



Red Coolibah Burl and Resin Sphere with inset Star Wars X-wing by Scott Kershaw



Salt & Pepper Shakers by Roger Umber



Thirty pens by Ron Bahm



Juniper and Turquoise Slimline Pen by Jim McLain

Instant Photo Gallery Cont'd



Catalpa with red resin inlay "We're all in this together (WAITT)" sphere by Brad Carvey



Hollow vessel with turquoise inlay by Jim McLain



Ambrosia Maple platter by Woody Stone



Unknown species sphere on maple burl stand by Scott Kershaw



Burl pen by Larry Linford

Instant Photo Gallery Cont'd



Maple burl and resin hybrid sphere with Millennium Falcon inset
by Ryan & Scott Kershaw



Maple bowl with four spheres by Woody Stone



Maple platter with pine needle inlay by Tom Durgin



Ambrosia maple vessel by Woody Stone



Pecan bowl by Scott Kershaw

Instant Photo Gallery Cont'd



Open segmented vase by William Schattschneider



Finial box by Tom Durgin



Finial Box by Michael Alguire



Lidded box by Greg Fryeweaver



Pens, bowls, boxes & spatulas by Ron Bahm

NMWT's Marketplace

Your advertisement here:

Members of NMWT may, at no cost, post "for sale," "for trade," "wanted" or "free" ads in the NMWT newsletter and on the NMWT website marketplace.

To request an ad, please send item photo(s) and contact info to sale@nmwoodturners.org

The ad will run for a 30-day period unless an extension is requested.



SuperNova2 1-¼"x8 Chuck - \$100

Gently used Teknatool SuperNova 2 direct thread that's 1-1/4" x 8 chuck with 70 mm jaws & wood worm screw.

Missing chuck key.

Contact Scott by phone or text at (406)274-2931



Robust Tool Rests – \$50/ea. or \$90/pair

Two solid Robust tool rests with 1" short posts. Paint has been wiped off after cleaning spilled CA glue with acetone. Rests are 12" and 9" long, respectively. Asking \$50 for each or both as a pair for \$90.

Contact Scott by phone or text at (406)274-2931



Oneway Mastercut Double-Ended Gouges Bowl - \$85 and Spindle - \$65; Both for \$140

Two barely used Oneway Mastercut Double-Ended Gouges. Made of M4 HSS. One is ½" bowl gouge with Ellsworth grinds and the other is ½" spindle gouge.

Contact Scott by phone or text at (406)274-2931



Sanborn 2hp Compressor - \$FREE

Used Sanborn 2hp 110V/220V air compressor. Runs great, small pinhole in the tank. Free to a good home.

Contact Rick at (612)280-8300



Hurricane M2 Cryo ¾" Skew – \$50 obo

Brand new Hurricane Turning Tools M2 Cryo skew chisel. Tool width is ¾" and thickness is ¼".

Cryogenically treated HSS with ash handle made by Crown Tools.

Contact Scott by phone or text at (406)274-2931



Reminder!

Since we all like shop eye-candy, this month we kicked off a new feature to the newsletter called "It's Your Turn!" - a focused article that shares you, your shop and some turnings.

We will be featuring a different NMWT member each month!!! This will help our growing membership become more familiar with one another and we can better share the craft.

NMWT's Logo Apparel

Prices for NMWT Cap, Shirts & Smock

Caps (Baseball).	\$12.00
Long Sleeve Denim Shirt	\$29.00
Short Sleeve Denim Shirt	\$29.00
Short Sleeve Snap Shirt	\$29.00
Polo (golf) Shirt w/ pocket	\$27.00
T-Shirt V-Neck	\$19.00
Smocks	\$50.00



- Items include embroidered NMWT logo
- Names embroidered on shirts are additional \$5.00
- Contact: Ivan Blomgren at (505)615-5096

Get order forms at club meetings from Ivan Blomgren or download from the website and turn in the completed order form(s) to Ivan with payment. *Orders are submitted on a quarterly basis and can be placed with Ivan up through the middle meeting of each quarter.*

Full payment for an order will need to be submitted with each order form before it can be processed! Order placement cut off dates for each quarter will be as follows:

ORDERS DUE TO IVAN AT THE MAY MEETING!!!

Quarter	Months	Order Meeting	Delivery Meeting
1st	Jan - Mar	February	March
2nd	Apr - Jun	May	June
3rd	Jul - Sept	August	September
4th	Oct - Dec	November	December

2020 Membership Dues

Membership details & cost:

- A single membership is \$25 for one year, \$45 for two years and \$65 for three years
- A family membership is \$30 for one year, \$55 for two years and \$80 for three years

Please see treasurer, Mark Smith, at the meeting to sign up or renew. Also, you can mail your check directly to Mark.

Make checks payable to NMWT and send to:

New Mexico Woodturners
8100-M4 Wyoming Blvd. NE, #188
Albuquerque, NM 87113

Newsletter Details

If you have any tips, news, marketplace items or a newsletter entry, please send it to news@nmwoodturners.org, with photos as attachments, for publication in a future newsletter.

Also, you may communicate via the
New Mexico Woodturners
Facebook page



****Must be received by the last Saturday of the month to make the most current newsletter****

NMWT Library

DVD Rental: A good selection of educational DVDs are available for check out during club meetings.

Please use and return DVD's in one month if possible and donate \$1.00 for each DVD checked out to help with expenses. If you encounter any problems with DVD's, please notify Michael of those problems.

Lumber & Milling Services

Doug Malmstrom 505-907-3015
Custom milling of your lumber or ours!

If you know of other, reputable lumber or milling services, please email news@nmwoodturners.org



Editor's Catch

What did you all think of Cindy's remote demonstration? In just a few words, I thought that was the Bees Knees!!! I had no idea that a woodturning demonstration could deliver such amazing, real-time content and be flawlessly carried out so that we could, in the moment, interact with questions and answers. Cindy certainly set the bar high! However, I think Rudy – having watched some of his planning – will knock it out of the park, too.

Because of our physical distancing, I have really looked hard to find ways to fill the void of socialization that I am used to having. What's more, I have needed socialization in the specific vein of woodturning. So, I have found other professional woodturners to "tune in" to whilst being isolated in my shop. I recently watch Glenn Lucas do a demonstration on coring with the Oneway Easy Coring system where he showed his process and dissected the pros and cons to that particular coring system. ([Click on Glenn's photo for more info.](#)) I also joined in on a free demonstration by Trent Bosch where he offered a no-pressure, informative session on his specific hollowing system. While these lacked the star struck, in person joy of wiping off shaving from my shirt they were equally fun, informative and rewarding. I am still missing that need for socialization.

Call me a rule breaker if you'd like but I had a magnificent Saturday this last week personally bumping into a few of our club members. The woodshop auction to benefit club member Gale Greenwood had its pickup day Saturday. I am unsure how I looked to others but I thoroughly enjoyed seeing my turning friends, masks perhaps covering their smiles, supporting a longtime member and finding new-to-them wood turning tools. Behind my mask I was beaming from ear to ear seeing those of you that I did. You may have no idea the impact it had on me but I was on cloud nine! It wasn't just from the planer, lumber and tools I drove away with from the Greenwood home and shop. I was high as a kite having seen friends, literally bumped elbows, swapped some wood and smiled behind our face coverings. Many thanks to those of you who were able to support the Greenwood's and, perhaps unknowingly, support me!

– Scott



Gale's lathe is in its new home and the kids and I are having great fun with it! We've named her Marge the Mustard Monster.

Discount & Rebate Partners



www.albuquerqueexoticwoods.com

(505) 299-6945

NMWT members can get a 10% discount upon presenting a current membership card. Military and first responders also get a 10% discount.



(505) 924-2270

NMWT members receive Wholesale Prices. Rugby's has hardwoods, Thermofused Melamine, plywood, veneers, and furniture grade pine.

**Woodworker's
Supply[®]**

Since 1972

"Where the experts buy their tools"

www.woodworker.com

Meeting Day Specials will be announced at the monthly meeting and remain in effect through the following Monday.



CRAFT SUPPLIES USA
THE WOODTURNERS CATALOG

www.woodturnerscatalog.com

CSUSA offers a discount to members on large orders and has a club support program. Visit the web site or phone Kathy Lawrence at 1-800-551-8876

Penn State Industries

www.pennstateind.com

Register as a member of New Mexico Woodturner at Penn State Industries and automatically get 10% off (in addition to most other promos) your entire order !!! Yes! In effect, you will be doubling dipping on the discounts!!!

Register by sending an email to hy.d.tran@gmail.com with the name, address and email to which your Penn State catalogs are sent. Once you're registered, you'll automatically get 10% off every time you shop online (not applicable to phone or mail orders).



**Building Materials and
Construction Services**

www.buildwithbmc.com

(505)823-2200

NMWT members receive Wholesale Prices



**8100-M4 Wyoming Blvd. NE, #188
Albuquerque, NM 87113**
